

# MODERN COIN — MANIPULATION



150 Illustrations

By

T. NELSON DOWNS

"King of Coins"



To Mr. Horowitz  
with Best wishes.  
Helen D. Dunt





This Book is Dedicated

BY THE AUTHOR

TO THE

MAGICAL FRATERNITY OF THE WORLD.

*December, 1900.*



V.B.

Very Kindly,  
T. Nelson Downes.

MODERN  
COIN MANIPULATION,

EMBRACING EVERY SLEIGHT AND SUBTLETY  
INVENTED AND KNOWN,

BY

T. NELSON DOWNS,

*"KING OF KOINS."*

INCLUDING (NOW PUBLISHED FOR THE FIRST TIME)

*A complete explanation of his World Famous Coin Creation, "The Miser's Dream" as presented by him at the Palace Theatre, London, for nearly 200 consecutive performances.*

150 ILLUSTRATIONS, INCLUDING 50 HALF-TONE  
ENGRAVINGS.

---

COPYRIGHTED 1900 BY T. NELSON DOWNS.

---

ILLUSTRATED BY FRED MORGAN.

**London:**

THE T. NELSON DOWNS MAGICAL CO.,  
4, ST. ALBAN'S PLACE, REGENT STREET, S.W.

1900.

This Edition Created in 2015  
By The Conjuring Arts Research Center



Find more great PDFs at our Conjuring Arts store  
If any errors are found  
please let us know at [support@conjuringarts.org](mailto:support@conjuringarts.org)

## P R E F A C E .

---

Owing to the great prejudice entertained by some performers, and others interested in magic, against books exposing conjuring secrets, the Author desires to state that this, his first, work on the subject, owes its existence primarily to the fact that people, who cannot by any stretch of imagination be called "authorities" on the art, have recently been publishing pamphlets, &c., purporting to contain a full exposure of his original Coin Creation, "The Miser's Dream." The booklets above referred to are absolutely misleading in every sense of the word, none of them even giving the elementary details with any amount of accuracy.

In the following pages the Author presents the correct methods employed by him in his celebrated act, followed by innumerable coin sleights of his recent invention, and in so doing hopes that his magical friends, professional and amateur, will consider this book an interesting addition to the already great number of works on what many consider to be the most fascinating art of the period.

London, *December, 1900.*



# CONTENTS.

---

## CHAPTER I.

	PAGE
T. NELSON DOWNS, "KING OF KOINS."—AN APPRECIATION BY W. J. H. ... ..	I

## CHAPTER II.

FULL EXPLANATION OF THE AUTHOR'S ORIGINAL COIN CREATION "THE MISER'S DREAM" ...	33
---	----

## CHAPTER III.

A SERIES OF ABSOLUTELY NEW AND ORIGINAL COIN PASSES AND VANISHES ... ..	95
---	----

## CHAPTER IV.

MISCELLANEOUS COIN TRICKS AND COMBINATIONS	115
--	-----

## CHAPTER V.

CONCISE DESCRIPTION OF ALL THE MECHANICAL DEVICES INVENTED TO IMITATE "THE MISER'S DREAM" ... ..	187
--	-----

## CHAPTER VI.

ADDITIONAL COIN TRICKS... ..	209
------------------------------	-----

## CHAPTER VII.

KOINCLUDING OBSERVATIONS ... ..	235
---------------------------------	-----



# MODERN COIN MANIPULATION.

---

T. NELSON DOWNS—" KING OF  
KOINS."

**I**N one of his works on Magic, the celebrated French Conjuror, M. Robert Houdin said, that with practice it was possible to palm two coins in one hand. What would he say now could he but see the subject of this sketch palming with one hand 40 American half-dollars? Because that is what Mr. T. Nelson Downs can do with ease, and not only can he palm them, but he makes all the passes with this huge pile that Conjurers up to the present have been content to do with three or four. In a word, he is the Magical Wonder of the Age,

Born at Marshalltown, Iowa, on the 16th March, 1867, he soon acquired a liking for Magic, and performed his first trick at the age of three years by swallowing a coin,

and he affirms that to this day he has never performed the trick with that complete finish and attention to every detail which characterised his first effort!

In the year 1883 he made his first public appearance as a Conjuror, presenting an all-round kind of entertainment. He met with success for several years, but clearly foresaw the fact that if ever he was to be a "somebody" he must strike out on an entirely new line. In the meantime he had invented and elaborated his now famous "Continuous back and front Hand Palm," and the idea occurred to him to produce a complete Coin Act. He mentioned the matter to his immediate friends, but they shook their heads, and one very prominent American performer, whilst admitting that Downs was a phenomenon with coins, ridiculed the idea of a Conjuror ever doing anything with only coin tricks. Not disheartened in any way he first presented his now well-known Coin Speciality, "The Miser's Dream," at Hopkins Theatre, Chicago, in the fall of 1895, and his success was instantaneous, so much so, in fact, that imitators, all better than the original (*vide* their own circulars) sprang up all over America. One even went so far as to copy in every detail the "King's" letterhead and then wrote



to Managers claiming he was the originator of the Act ! This particular imitator preceded Mr. Downs in London, and endeavoured to obtain an engagement at the halls, but failed. Meanwhile, the " original " was creating a sensation in the States as will be observed by the following extract from the New York

"SUNDAY TELEGRAPH," *December 26th, 1897.*

" THE CLEVEREST HANDS IN NEW YORK - THEY  
 " BELONG TO AN ADEPT COIN MANIPULATOR  
 " WHO HAS JUST COME FROM CHICAGO.

" T. Nelson Downs is the possessor of the most  
 " wonderful hands in New York. They are not extra-  
 " ordinary hands to look at, but with them he can palm  
 " thirty-five silver half-dollars, and do all sorts of strange  
 " tricks with coins. He has not gone in for the usual  
 " sleight-of-hand work, but confines himself to coin  
 " palming, and has attained a wonderful proficiency.

" He can cause a coin to pass from the front to the  
 " back of his hand with so great a rapidity that it is  
 " almost impossible, even when watching him closely, to  
 " tell how he does it, or see where the money goes, and  
 " he can use his left hand as skilfully as his right. His

“ passes are wonderfully deceptive, and in every branch  
“ of this particular line of work he is expert enough to  
“ deceive even the initiated.

“ Palming requires a muscular development of the  
“ hand not found in the ordinary palm. The muscles  
“ are brought out by constant practice till they reach a  
“ point surprising to those not acquainted with the  
“ subject. Mr. Downs can hold his hand perfectly  
“ naturally to all appearances, and yet conceal a quarter  
“ of a hundred half-dollars, and with a single coin he can  
“ cause the money to appear and disappear at will.  
“ Herrmann was once considered the most skilful  
“ palmist, but in his particular line Downs far exceeds  
“ him in point of skill and artistic finish,—' Chicot.' ”

Mr. Downs next crossed to London and opened at the Palace Theatre, creating a stir of excitement that, perhaps, no other single act has ever caused in London. The imitator specially referred to above now thought his chance had come, and by telling managers, &c., that he was the “King”—Downs having stolen his Act—obtained a contract to appear at a certain London Music Hall. He opened and played for two consecutive



nights! Mr. Downs opened at the Palace with a one month's contract and played for six consecutive months.


*Verb. Sap.*

During the first week of Mr. Downs' engagement in London he was, of course, billed in ordinary small type (not being known to the British public). In the second week he came by the theatre one morning and looked for his name on the bill in vain. His spirits went below zero, but, on accidentally looking up higher, he perceived that not only was he billed, but that in large type he "topped the bill" of the finest Variety Theatre in Europe, and this he continued to do week after week.

London was now beginning to talk about "the man with the wonderful hands at the Palace" and Mr. Downs was kept very busy by the newspaper interviewers. In this respect I cannot do better than quote the following very few extracts from leading London newspapers:—

"DAILY GRAPHIC," *April 4th, 1899.*

"ALSO among the new comers is Mr. Nelson Downs, " euphemistically described as a coin manipulator and a " gentleman so deft that one can only thank the Provi-



"THE MAN WITH THE WONDERFUL HANDS."

“ dence that inspired him with the idea of being an  
“ honest man.”

“ DAILY NEWS,” *May 12th, 1899.*

“THE MAN WITH THE WONDERFUL HANDS — A

“ PRIVATE SEANCE WITH THE KING OF KOINS.

“ Having heard that there was a gentleman in town  
“ who has the secret of producing money at a moment’s  
“ notice, I thought (writes a representative of the *Daily*  
“ *News*) he must certainly be a desirable person to know,  
“ and accordingly I made his acquaintance. As a matter  
“ of fact, he is performing this extraordinary feat nightly  
“ on the stage of the Palace Theatre, but the money  
“ which he coins has a tantalising way of remaining on  
“ his side of the footlights. My object in calling at the  
“ apartments of the King of Coins was, if possible, to  
“ induce him to take me into his confidence, as the  
“ accomplishment could not fail to be useful. As I  
“ entered the private chamber of this Cagliostro I must  
“ say that I could not refrain from making a gesture of  
“ surprise at the absence of any prodigal display of  
“ wealth as indicated by the furniture, the carpet, or the  
“ pictures. I concluded that the man who can coin

“ money like lightning had simple tastes, and like so  
 “ many other magicians, was indifferent to anything but  
 “ essentials. Nor did I notice any magic wands, or any  
 “ of those instruments which we associate with the  
 “ practice of the black art. No sooner had I closed the  
 “ door behind me, than the King of Coins shook  
 “ hands with me, remarking reproachfully, ‘ I say, how  
 “ extremely careless you are. Why look here—’ and he  
 “ produced two sovereigns from beneath the collar of my  
 “ coat.

“ ‘ Oh! Thank you,’ I answered, readily enough.  
 “ ‘ Thank----- ’

“ ‘ Ah ! What butter fingers I have, to be sure, so  
 “ sorry. They’ve slipped out of my hands—there they  
 “ go.’



“ I heard the melodious jingle, but it filled  
 “ me with melancholy to see the beautiful  
 “ money disappear through the carpet. Clean  
 “ through.

“ ‘ You look sad,’ said the King, in a strong American  
 “ accent.

“Well, it was my money. Suppose we look in the  
“apartment below for it.’

“No need whatever ; see, here they are again. Why,  
“what’s this ?—in your hat, I do declare.’

“Elusive cash ! I grabbed at it, and was enraged to  
“find that once more the lovely yellow boys had gone—  
“gone—no; again that mystic jingle falls upon my  
“listening ear — jingle, jingle, jingle — sweet, sweet  
“music.

“ ‘ Catch—Catch them,’ cried this greater-than-Rhodes,  
“and looking down I saw them running down my  
“trousers—at least, I thought I did. ‘Ah, it’s too bad  
“to tease you. Now, what do you say if I give you  
“back your sovereign in 'half-crowns—do you mind  
“that? No—well!’

“Then a far-off look came into his piercing eye, both  
“his hands groped the air, as I heard ‘ c-l-k,’ ‘ c-l-k,’  
“ ‘ k-k-k—just like that, now high up near the ceiling,  
“now low down near mother earth, then the invisible  
“silvery shower sounded by the piano, and then by the  
“curtains, then by the window, then over my very

“head—‘clk-k-k-k’—and at last in the very leaping’  
 “flames of the fire.

“ ‘ There you are,’ said the king, rather blown—and I  
 “ don’t wonder.

“ I looked in his palm and saw sixteen half-crowns,  
 “ the result of his exertions.

“ ‘Much obliged,’ quoth I, keeping my eye firmly  
 “ fixed upon that supple hand, and, oddly enough,  
 “ thinking of the lessons in sharp practice which Pro-  
 cessor Fagin used to give, and determined that the  
 “ money should not vanish without my knowing where  
 “ it had gone to. I really thought the king was going to  
 “ give me my own this time, and my face beamed with



“delight to see his other hand approach the  
 “ tempting pile as if to count it out to me.  
 “ Cruel, cruel king ! What dark magic was  
 “ in the tapering tip of that long forefinger ?  
 “The pile melted into thin air under my  
 “ very nose.

“ It was evident that, wealthy as he is, beyond the  
 “ dreams of Monte Cristo, the King of Coins is just as  
 “ fond of money as the rest of us. The only difference

“is that it sticks to him. No amount of money wilt  
“burn a hole in the King’s pocket. Having once  
“realised this, as it is well for one’s peace of mind to  
“do, it is entertaining to watch him operating. You see  
“a coin, or a score of coins, in his palm, his fingers close  
“upon them, and they are gone. Coins go through his  
“very bones, and body. It is nothing to him to send  
“twenty half-crowns through the end of your silk hat.  
“But how—is another matter. You may watch as close  
“as you like, but it is quite impossible to see.

“‘Show me!’ I begged, after submitting to this  
“tantalising performance for some time.

“‘Are you ready—well—you are following?’

“‘Yes—’

“‘These—you see—don’t you? Of course you don’t  
“see, though you are not a foot off. But there is really  
“no secret about palming. The coins never leave the  
“two hands, and are concealed and held in the grip of  
“the many minute bones and muscles of the hands, back  
“and front.’ But Mr. Downs—the name of the coiner

“astonishing the audiences at the Palace by his wonder-  
 “ful dexterity—practised as an amateur for fifteen years  
 “before he ever took to the stage for a living. Yet, to  
 “look at his two hands, you would never think  
 “that their muscles had developed such remarkable  
 “powers.”

“ANGLO SAXON,” *May 27th, 1899.*

"AMERICAN visitors will find a number  
 "of their favourite variety performers appear-  
 "ing in London. At the Palace Theatre  
 "is Nelson Downs, who calls himself the  
 "‘King of Koins,’ and well deserves the  
 "title. I have in my brief and useless life  
 "seen the best coin manipulators, but  
 "never have I seen this young gentleman’s  
 "equal.”



“MORNING HERALD,” *June 28th, 1899.*

“MR. T. NELSON DOWNS—a very nautical name by  
 “the way—still juggles miraculously, catching invisible

“ cards and coins in the air and producing them at  
“ his finger-tips, A prodigious clever fellow is  
“ Mr. Downs,”

“COURT CIRCULAR,” *July 29th, 1899.*

“ MR. NELSON DOWNS puzzles with coins and cards.  
“ I say ‘ puzzles; ’ what he really does nobody knows.  
“ He is the nearest approach to a wizard I have ever  
“ met, and had he lived a hundred years ago he would  
“ have performed at four cross-roads on an unpleasantly  
“ hot fire.”

“MUSIC HALL,” *April 14th, 1899.*

“ T. NELSON DOWNS, now at the Palace, is one of  
“ the most wonderful sleight-of-hand coin-manipulators  
“ ever seen. He bares his arms to the elbows, and from  
“ the upheld apparently empty hand he produces coin  
“ after coin with bewildering rapidity. How it is done  
“ is indeed a puzzle, and no one has yet offered an  
“ explanation, even Mr. Chas, Morton confessing himself  
“ quite mystified.”



H.R.H. THE PRINCE OF WALES BEING ENTERTAINED BY  
MR. DOWNS.

During Mr. Downs' engagement at the Palace he had the very distinguished honour of appearing before H.R.H. The Prince of Wales, who was so delighted with his coin work that he requested Mr. Downs to show him some of his card tricks, which he did, to the Prince's evident satisfaction.

After Mr. Downs had performed at the Palace for five months, the following appeared in the

“MORNING ADVERTISER,” *August 8th, 1899.*

“But the great feature of the programme is, of course, T. Nelson Downs, ‘King of Koins,’ as he is termed, than whom a more wonderful coin palmist has, perhaps, never been seen. The man owes his pre-eminence, it would appear, to a singular formation of the fingers, remarkable muscular development of the hands generally, and assiduous practice. His coin palming “is, of course, extraordinary, but to our mind his card palming is more remarkable still. Mr. Downs is the most unique performer of his kind who probably will be seen in a generation or more, because his powders are singular and he ought to be seen as a phenomenon.”

Towards the close of Mr. Downs' engagement in London, "Coin Kings," "Coin Specialists," "Coin Demons" were springing up on all sides. One self-styled "Past Master Magician," who, in America, had been on the same programme as Downs, and fondly imagined he was even better than the original, came to London and opened at a small hall with an imitation of Downs' Coin Act and back and front hand card palm; but when I mention that, although he was extensively billed as the "Greatest Coin and Card Conjurer in the World," few ever knew he was performing, the reader will easily estimate the measure of his success. It is amusing to note in reference to the foregoing, that this very same performer in New York advised Mr. Downs to block the stage in with curtains, or someone would certainly steal his Act.

"BRISTOL TIMES," *August 29th, 1899.*

"NOTHING is more amusing in the world of amusement  
 " than the sheepishness of our entertainers.  
 " A particular performance has only to exhibit  
 " the elements of popularity to be imitated  
 " *ad nauseam*. Not so long since a brilliant  
 " Conjurer came to the Palace Theatre.



“He was known as the ‘Coin King.’ He now departs  
“ for the Continent,

“ COMMANDING THE SALARY OF AN AMBASSADOR,  
“ at the half-dozen great Variety Theatres of Europe.”

The following letter, coming as it does from the *doyen* of Music Hall Managers, Mil Charles Morton of the Palace Theatre, speaks for itself :—

“ LONDON, *August 25th, 1899.*

“ I take pleasure in certifying that MR, T. NELSON  
“ DOWNS, the ‘King of Koiners,’ has been engaged at  
“ my house for a long period and has REMAINED ONE OF  
“ THE CHIEF ATTRACTIONS DURING THE WHOLE TIME,  
“ and it is with great regret on my part that he is  
“ now obliged to leave owing to important Continental  
“ contracts.

(Signed) “CHARLES MORTON.”

Next in the order of imitators came a lady who opened at one of the London halls, and, in justice to her, i must say she was far and away in front of any of the others,

and she met with some success; but, as indicative of the feeling amongst newspapers, nearly all of her notices mentioned Mr. Downs. All this only goes to show the value of Mr. Downs' methods of palming with coins. All his imitators (and I believe there are now 387 "Coin Kings") have adopted as far as they are able his original ideas.

During last winter innumerable "Coin Kings" (according to programmes) appeared at London concerts.

A certain amateur Magical dealer of "many years experience" (I take these words from his own catalogue) undertook to write up Mr. Downs' methods, and the result of his labour is a small pamphlet for which an exorbitant price is charged.



The following extract will give a "delightful" illustration of the vast knowledge of the subject possessed by the writer :—

"Now by means of the continuous back and front  
"palm the spectators are induced to believe the right

“hand empty (this is a combination of the thumb palm  
“and. the ordinary reverse palm as described in '----- ,'  
“post free, IS. 3d.).”

To appreciate the full beauty of the above extract I will refer the reader to the correct description of the palm, as explained by Mr. Downs in this book, and then ask him to compare the two.

During the past year Mr. Downs has been successfully touring the Continent, topping the bill of each theatre he has played in. In Berlin Mr Downs created an enormous sensation, although people interested believed he would not be a success owing to the size of the Wintergarten, and to the fact that people could watch him from either side. The imitators commenced again.

I extract the following from the American newspaper,

“MAHATMA,” *August, 1900.*

“Since T. Nelson Downs ('King of Koins') left  
“Berlin imitators are springing up all over Germany in  
“hundreds, all more or less successful, but, of course,  
“there is only one ' King. ' ”

**Central-Theater**  
Grosses neues Programm  
**Nelson Downs**  
Munzenbeschwörer. Der Silberkönig  
Olivotti.  
moderne Par  
e Par  
der D

**Wintergarten**  
Sensationeller Erfolg.  
**Nelson Downs**  
König  
Etablisement  
Liebich's  
bis weltberühmter  
amerikanischer  
Zauberer  
bisheriger  
Nelson Downs

**THE PALACE**  
SHAPESBURY AVENUE.  
MANAGER.....MR CHARLES MORTON.  
**T. NELSON**  
**DOWNS**  
KING OF KOINS.  
Every Evening

**Krystall-Palast-Variete**  
10 neue Debüt  
Sturmischer Erfolg vom  
der amerikanischen  
Munzenbeschwörer  
**Nelson Downs.**  
Bianca - Des Roches.  
15er. Diebstahl  
Fantasie.  
Bette  
Goldstücke  
König

**Hansa-Theater**  
Hamburg  
Le Not  
Fritz  
Anfang  
NELSON  
Munzenbeschwörer  
Der Amerikaner  
CAM

**David Allen & Sons Ltd 75 Abchurch Lane London**

A FEW POSTERS OF LEADING EUROPEAN THEATRES AT WHICH MR. DOWNS HAS SUCCESSFULLY APPEARED.

During his stay in Berlin, Mr. Downs appeared by Royal Command before H.I.M. Kaiser Wilhelm of Germany, who expressed himself greatly delighted with Mr. Downs' performances. The following are extracts from leading German newspapers :—

“BERLIN TAGBLATT AND HANDELS-  
ZEITUNG,” *February 2nd, 1900.*

“ Next came an extremely original and remarkable American Conjurer, ‘The King of Coins.’ *There is no doubt that Hermann was a great Prestidigitateur, but in the manipulation of coins, at any rate, he is greatly surpassed by T. Nelson Downs.* In addition to his phenomenal cleverness, Mr. Downs presents a striking appearance on the stage. The ‘ Silver King ’ performs without any apparatus, and calls his act ‘ The Miser’s Dream.’ He turns his sleeves up to the elbows and finds money everywhere in the air, it seems to fly to him from all sides. He gathers in, in less than no time, quite 100 shining coins. The whole is accomplished by a marvellous contraction of the muscles of the hands, He performs with scores of coins at the same time. We strongly advise those

“ Governments who suffer from lack of capital to pay  
 “ particular attention to this gentleman, as he has the  
 “ stuff necessary to make a good Minister of Finance and  
 “ the humour and rhetoric to turn an unruly Opposition  
 “ in Parliament round to his way of thinking.”

“BERLINER ILLUSTRATED ZEITUNG,”

*March 15th, 1900.*

“ T. Nelson Downs, \* The Silver King, ’ now performing  
 “ in the Wintergarten, Berlin, is regarded by Americans  
 “ as their best Conjurer. He presents an incom-  
 “ prehensible exhibition of artistic sleight-of-hand under  
 “ the title of ‘The Miser’s Dream,’ and modestly calls  
 “ himself a ‘ Coin Conjurer.’ Coins appear, disappear,  
 “ and reappear at his command in a most extraordinary  
 “ manner. Casting aside all mechanical aids, with his  
 “ sleeves turned up above his elbows, a rain  
 “ of silver coins begins until the atmosphere  
 “ seems to be completely filled with money.  
 “ There is even no need for him to take the  
 “ trouble to catch it as it appears by itself on  
 “ his extended palm. Let the spectator try to



“ follow in detail each move of this genial artiste with  
 “ opera glasses, and he will still be unable to find a  
 “ solution of the puzzle as to where the money is all  
 “ coming from, or where it disappears. *This sensational  
 “ trick, which the artiste manages to accomplish by means of  
 “ indescribable movements of the muscles of the hands, thought  
 “ out with great cleverness, presents the spectator with a problem  
 “ which he will find impossible to solve.* Downs gets for his  
 “ performances *the salary of a Cabinet Minister.*”

After a lengthy appreciation of Mr. Downs, the

"FRANKFURTER TAGBLATT," *April 2nd, 1900,*

finishes by saying :—

" No Arab or Hindoo Necromancers (even admitting  
 “ all we have heard of them is true) *can hold a candle to  
 “ him.*”

The above extracts from such eminent papers in a country like Germany, where Magic is so popular, amply prove the fact that Mr. Downs is indeed justly styled *the*  
 “ King of Koins,”

The following letter, written by one well-known Magical dealer to another, speaks for itself :—

“ BERLIN, 28th February, 1900.

“ DEAR MR. WILLMANN,

“ Yesterday I called on Downs, and I now own you  
“ were right in saying that he can only be properly  
“ judged after one makes his personal acquaintance,  
“ enjoys for some time his genial company, and sees his  
“ tricks performed in a small room under your very eyes.  
“ The man is a phenomenon in his line. He showed me  
“ all his tricks with coins, but I must say I think him a  
“ still greater phenomenon with cards. He showed me  
11 card tricks such as I have never seen before, and when  
“ he explained them to me I appreciated the  
“ fact that several years’ continual practice  
“ would be necessary to perform the tricks in  
“ the same style as Downs. Downs to me is  
“ an ‘ ideal ’ artiste. I am very glad to  
“ have made his acquaintance through your kindness,  
“ for which please accept my grateful thanks.



“ With best regards,

“ M. HERMANN.”

In Vienna Mr. Downs had a curious and amusing experience. One day during the height of his success in this City he was somewhat startled to receive a letter from a man threatening to expose his (Downs') entire act, and claiming that he himself had invented the "machine" for performing the trick some 15 years previous. He, however, was careful to hint that he would refrain from publishing the exposure, provided Mr. Downs would furnish him with enough money to enable him to return to Brussels. This letter was ignored, Mr. Downs taking it for a joke on someone's part. He soon, however, was in receipt of a second letter, demanding a reply to the first, and stating that the machine used "was a flesh coloured tube attached to the arm which contained the coins," Mr. Downs thereupon wrote and asked the gentleman to do him the honour of paying him a visit at the theatre, which invitation, it is needless to say, was accepted with great alacrity. Mr. Downs informed him that his idea was quite wrong, borrowed his hat, and with sleeves turned up to the elbows commenced catching the coins all round the dressing room, before commencing allowing the visitor to minutely inspect his fingers and arms. The man admitted he was wrong and went away vowing he

had never seen anything like it in his life. What was Mr. Downs' surprise the next day to receive the following note from his visitor of the previous evening :—

“ VIENNA, 29th September, '99,

“ DEAR SIR,

“ Herewith I beg leave to ask you a service, but at  
 “ the same time I am rendering you a service. Don't  
 “ any more show your tricks to an intelligent  
 “ man like myself, *or you are lost* and your  
 “ business is gone. I saw enough last night  
 “ to know now your tricks. Why did you  
 “ commit the indiscretion to put a handful of  
 “ real silver coins into the hat before my eyes ? You did so—  
 “ in order to get some real coins into the hat, *for the coins*  
 “ *you catch out of the air are made of India rubber and are*  
 “ *concealed in artificial finger nails at the finger tops.*

“ Now, Sir, you see that you were mistaken in taking  
 “ me for a stupid man, not able to become a good  
 “ impressario. Well, I give you good advice and I beg  
 “ leave to ask you to be so kind as to lend me 25 florins—  
 “ so that I may be enabled to go to Brussels immediately.  
 “ Believe me I am an honourable man and a grateful

“ one. If you agree to my terms please send your cash  
“ to-morrow (Monday), between 12 noon and 2 o’clock  
“ p.m., to the Cafe de la Paix. I shall start immediately,  
“ but see you again in Brussels. Hoping you will, as a  
f very clever and good-hearted gentleman, agree to my  
“ demand,

“ Yours truly,

“ JERST CAJUTAINÉ.”

It is almost unnecessary to remark that the 25 florins demanded were not sent, and no more was heard of this enterprising individual.

To show what measure of success Mr. Downs met with in Vienna, I extract the following from the

“ FREMDENBLATT,” *September 17th, 1899,*

one of the most influential journals in that City. This excerpt is all the more interesting when one remembers that Vienna was the home of the great Carl Hermann:—

“A wonderful man is just now performing at  
“ Ronachers. He is a Conjuror without apparatus or  
“ wand, even without the Mephistopbelian beard affected  
“ by his famous predecessors. Mr. Downs hails from

“ America and is known as the ' Silver King,'  
“ a title which his ability justifies. Mr. Downs  
“ is undoubtedly a firm adherent of the silver  
“ plank. He first of all rolls both his sleeves  
“ up above the elbows, asks the audience to  
“ lend him a hat, and then, just like someone  
“ trying to catch flies to kill time, he begins to catch  
“ silver coins (half-dollars) out of the air, now with his  
“ thin shapely fingers—now direct into the hat out of  
“ which the coins give forth a merry jingle—until same  
“ becomes full of shining money. Of course, there is  
“ not the slightest doubt, clever people will say, that the  
“ whole performance is merely an exhibition of marvellous  
“ sleight-of-hand. Prestidigitateur is a word of Italian-  
“ Latin origin : Presto—Quick, Digito—Finger. There  
“ is not the slightest doubt that Mr. Downs comes within  
“ the category of Prestidigitateurs—but *he is a Master at*  
“ *his Art.* One never tires of watching him. If others  
“ are *clever* Mr. Downs is *cleverly.* He reminds one of  
“ *Hermann at his best,* who also made money out of the  
“ air. Just like Hermann Mr. Downs is not only ' Silver  
“ King,' but 'Card King.' When he causes cards to  
“ disappear and reappear between his spread out fingers  
“ we are led into believing that the most prominent



“ artiste with cards of the present century—Hermann—  
“ is again before us. The management should persuade  
“ such a wonderful man as Mr. Downs to stay longer in  
“ Vienna. He could then supplement German for his  
“ charming American English, and immediately ascend  
“ the throne of the King of all Prestidigitateurs which  
“ has been vacant since Hermann’s demise. *Downs the*  
“ *1st has a greater claim than any other performer in the world*  
“ *to become Hermann the 2nd.*”

During his Continental tour Mr. Downs had the distinguished honour of appearing by command before their Majesties, Queen Wilhelmina of Holland, King George II. of Greece and the King of Saxony, who expressed their great admiration.

Mr. Downs’ engagements in other European cities were also eminently successful. The following speaks for itself and is taken from the

“SCHLESISCHE ZEITUNG,” *January, 1900.*

“ Liebich’s Establishment is naturally ahead of all the  
“ other variety theatres in Breslau, This month the

“ chief attraction is T. Nelson Downs, the American  
“ ‘Silver King,’ who presents an almost incredible  
“ performance on a well lighted stage, discarding the use  
“ of apparatus. Nelson Downs has developed such  
“ dexterity with his fingers which absolutely verges on  
“ the supernatural, especially to minds not ready to  
“ grapple with great problems. With his arms bared he  
“ catches money all over the stage, each time showing  
“ his hands empty, and, although watched most carefully,  
“ he never makes a movement which affords any  
“ plausible explanation of his tricks. At any rate,  
“ Mr. Downs should feel glad that he was not born 200  
“ years ago, as, had he lived then he could not have  
“ escaped the rack and stake.”



Mr. Downs next visited Paris, where, although preceded by imitators, he caused a sensation, -which fact, to anyone acquainted with Parisian tastes, will be appreciated.

He has booked return engagements for the next three years at the most fashionable variety theatre in this city, the Folies Marigny. Mr. Downs also appeared here before many notabilities. He gave a

private performance before several Ministers of the French Government, including M. Dupuy, as will be seen by the following extract from

“GIL BLAS,” *May 20th, 1900.*

“ T. Nelson Downs, the ' King of Dollars,' was  
“ the other evening the guest of Monsieur Dupuy,  
“ Minister of Agriculture (having obtained the per-  
“ mission of the Directors of the Folies Marigny).  
“ He made the company which surrounded him  
“ greatly admire his extraordinary tricks, making  
“ unlimited piles of dollars materialize under his  
“ dexterous fingers. He was so successful that some of  
“ the Ministers of the Government present invited him  
“ to teach them his *modus operandi* to enable them to  
“ adopt same in re-establishing the equilibrium of the  
“ budget. But, lacking Downs' great dexterity, they  
“ have not yet succeeded. Mr. Downs scored a  
“ tremendous success, equalled only by that gained by  
“ him nightly at the Folies Marigny.”

After important engagements in Rotterdam, Brussels and Aix-le-Bains, the “ King of Coins ” is now fulfilling his contract on the Moss and Thornton tour, playing the

largest provincial cities of Great Britain and Ireland, where he is as usual "topping the hills," his success being so great that Messrs. Moss and Thornton have already re-engaged him for the tour next year. Mr. Downs has also been secured exclusively for London by the Management of the Empire Palace, Limited, for a period of three years, at DOUBLE HIS ORIGINAL LONDON SALARY.

W. J. H.

LONDON, *December, 1900.*



## CHAPTER II.

---

### THE MISER'S DREAM.

**T**HE above original conception of the author's has, he believes, been more extensively imitated and counterfeited than any other known Magical Act. In this chapter it is proposed first to give an outline of same, and then to explain all the different " sleights " necessary for its accomplishment, which the author desires to emphatically state were all, without exception, invented by himself some sixteen years ago. He mentions this fact for the information of those who may be in doubt as to the origin of the back palm.

The stage is devoid of any kind of furniture, with the exception of an ordinary property side table, which is totally unprepared. The performer enters and asks for the loan of a hat. Upon obtaining the necessary article it is placed crown downwards on the table. Professor now turns up his sleeves to the elbows, and his hands are shown to be quite empty back and front with the fingers WIDE APART. The hat is now

taken (without the slightest suspicious movement) in the left hand. The right hand next makes a grab in the air, and there are two coins, which he places in the hat. This is repeated till about 20 coins have been caught, but during the whole time the back and front and fingers of right hand are shown to be absolutely empty, and not once do they approach the body. By way of variation, a coin is sometimes passed through the side of the hat, being unmistakably heard to fall within ; or a half-dollar is thrown in the air, completely vanishing, and the hat held out (a second or two afterwards) to catch the coin, which is also heard to fall into the same. A coin is placed between tips of first and fourth fingers of right hand, and pushed against bottom of hat, whereupon it instantly vanishes into the interior, making itself heard as it mingles with the other coins. The right hand now catches a dozen or 20 coins at once, dropping them all into the hat. This is continued until an enormous number of half-dollars is collected. These are turned out on to the table. One is now taken in the left hand and passed completely through one and then both knees, then passed from hand to hand. Now the audience is asked to name any number, which we will say is 15, whereupon

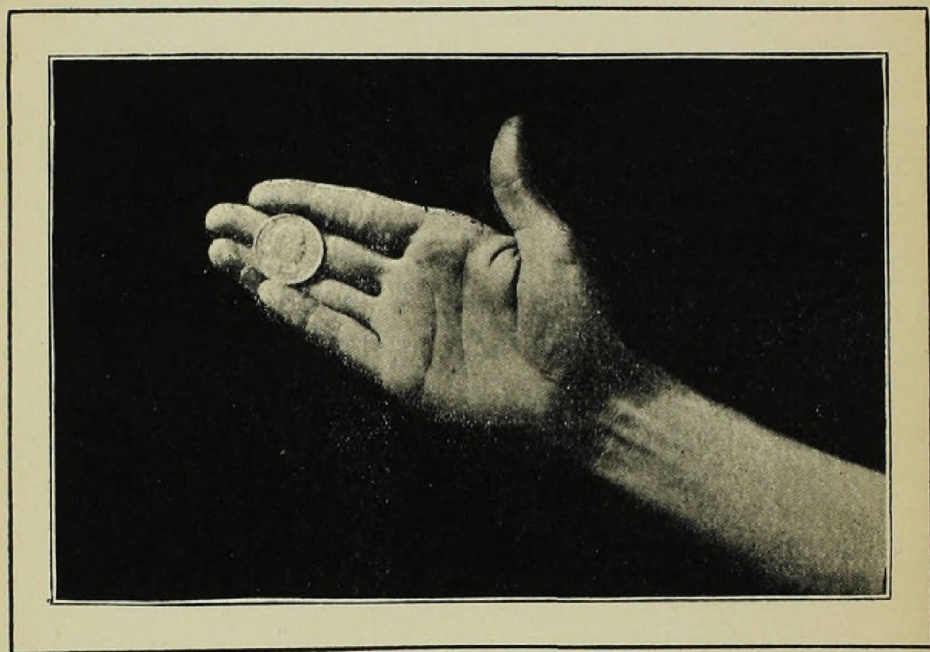


the performer proceeds to catch one at a time the half-dollars on tip of his wand, immediately passing each one invisibly into right hand, where it makes its appearance between the first finger and thumb—this being continued until the whole 15 are produced. Six coins are now vanished and both hands shown empty, when the former are produced in a fan from the back of the left hand. In conclusion, after several other sleights hereinafter described, the performer gathers up all the coins on the table—somewhere about 40—makes the pass with this huge pile, when lo! they have vanished, but are immediately reproduced in a shower from the bottom of the vest.



As the above depends chiefly on what is termed the "Continuous Front and Back Hand Palm," it is proposed to describe this in minute detail first. The object is to conceal a coin in the hand, yet at any moment showing back and front quite empty, extending the fingers and thumb as well, but immediately producing the coin when desired at the finger tips.

If the reader desires to excel in this particular sleight, he should first of all select a coin which best

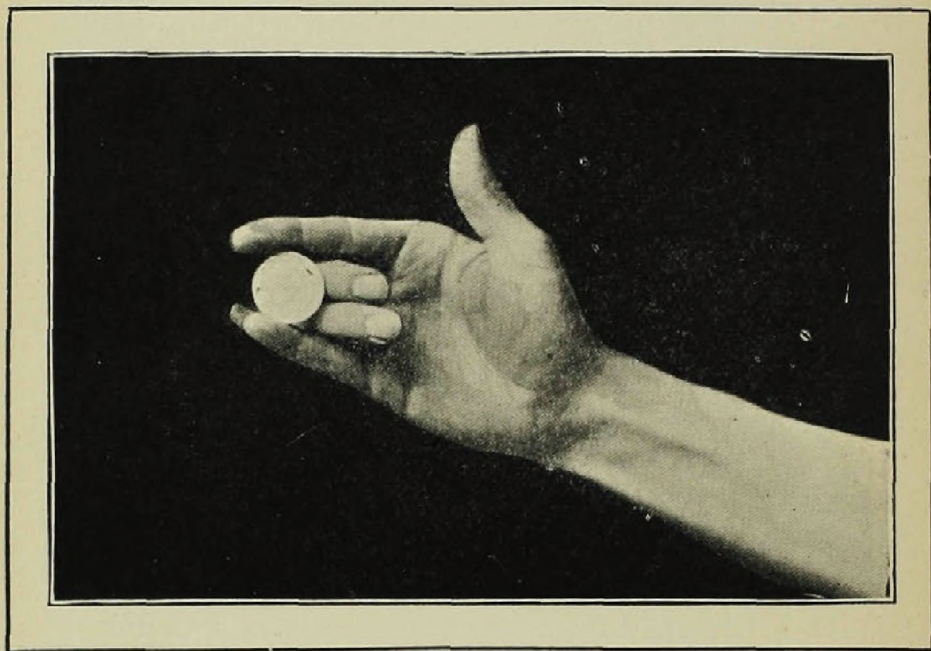


*Fig. 1.*

suits his fingers. The author always uses a half-dollar as being best adapted to the size of his hands. The smaller the coin used the more difficult to successfully carry out the trick. It is therefore, advisable, perhaps, to start with a larger coin, say a dollar, and follow this up gradually with smaller coins, until you find one which exactly suits the width of your fingers.

To commence the trick the coin is placed on the front of the hand, being gripped between the tips of the first and fourth fingers (*see Fig. 1*). You now draw down the two middle fingers until the points rest behind the coin at its lower end. If you now exert with these two fingers a slight pressure on the lower part of the coin it revolves between the first and fourth fingers (*see Fig. 2*), and, upon the performer now extending carefully the two middle fingers, these stretch out in front of the coin (*see Fig. 3*, which represents a back view) (which is now held in same position as at first, except that it is at the back instead of the front of the hand), the coin being quite invisible and appearing to have vanished. To cover this movement, which, of



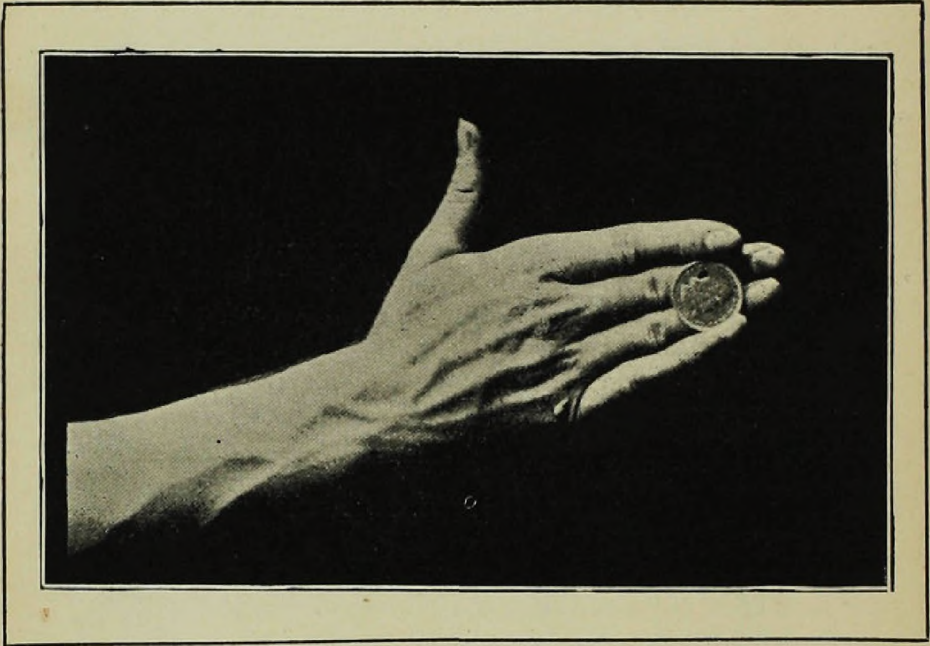


*Fig . 2.*

course, should be executed with lightning-like rapidity, the performer makes a short movement with the hand as if about to throw the coin away. The slight movement facilitates the deception to a great extent. Now, to make the coin reappear, the above movements are simply reversed. This novel movement should be acquired by both hands, which should perform it with equal freedom and ease. With considerable practice this can be accomplished with more than one coin. *Fig. 4* shows the author's hand with six coins back-palmed.

The above is the original form in which the trick was invented by the author 16 years ago, but since then he has naturally made vast improvements in same, and the following is the correct manner in which he performed the "Continuous Front and Back Hand Palm" at the Palace Theatre, London, in 1899, for six consecutive months. If the reader will take the trouble to compare other descriptions of this palm with the details herein given he will at once see the extent of the knowledge of the different writers who have compiled these "counterfeit" descriptions.

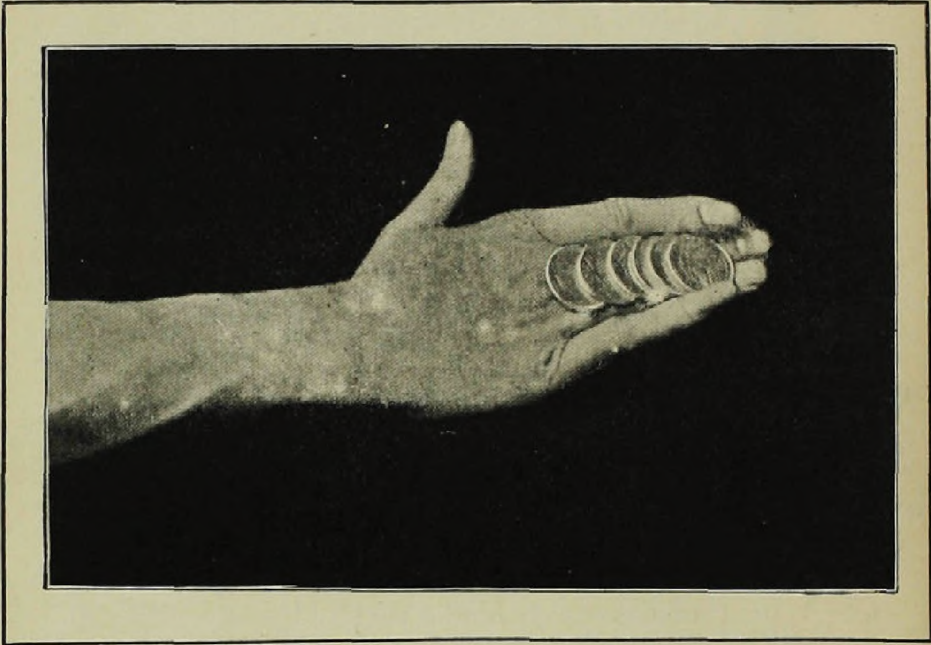




*Fig. 3.*

When the coin has been reversed to the back of the hand, as in *Fig. 3*, the little finger moves away from the coin, which is left gripped between the first and second fingers. The third and fourth fingers are now spread wide apart (*see Fig. 5*) to show there is nothing between them. The third finger moves up at the back of the hand behind the coin, which it pulls between it and second finger, where it remains gripped as in *Fig. 6*, enabling the performer to show the back of the hand, and demonstrate that there is nothing between first and second or third and fourth fingers. Now, the thumb pushes the coin through from the front of the hand to the back, still gripped between second and third fingers, enabling the front of the hand to be shown, with the first and fourth fingers extended as in *Fig. 7*. The little finger next comes up behind the hand and grips the coin in exactly the same way as the third finger did previously, enabling the first, second, and third fingers to be shown empty (*see Fig. 8*). The second finger now grasps the coin from the back, so that it is now held as before in *Fig. 7*, between two middle fingers, again allowing performer to show there is nothing between first and second or third and fourth fingers. The coin

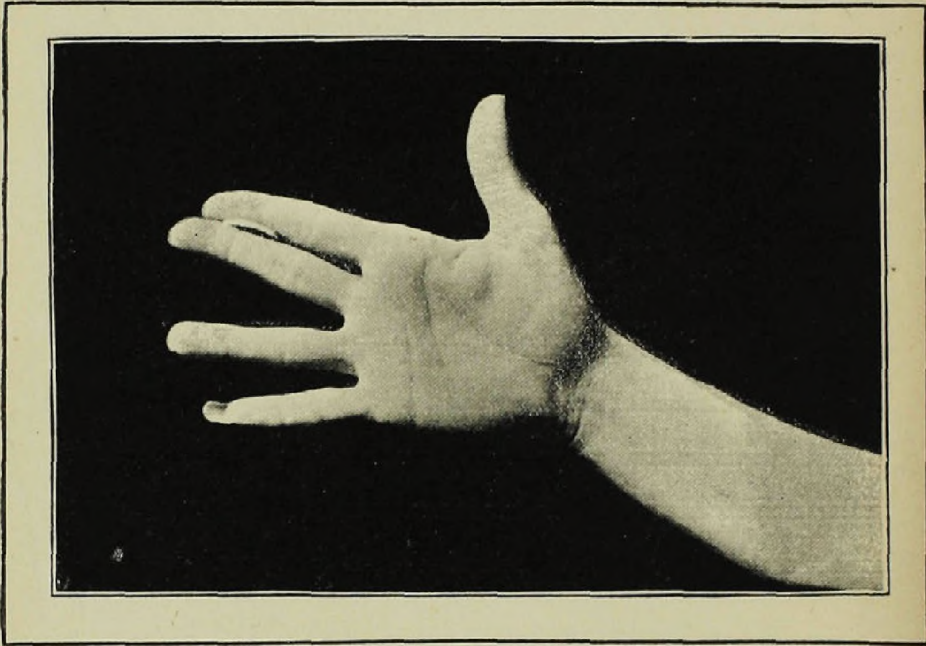




*Fig. 4.*

is then picked up with the first finger and gripped between that and the second finger, as already seen in *Fig. 5*. Next, the fingers are bent round towards the palm, and with the assistance of the second and third fingers the coin is transferred to the palm of the hand (*see Fig. 9*), thereby allowing the performer to show the back of the hand with all the fingers and thumb extended (*see Fig. 10*). It is now picked up with the two middle fingers, and replaced between first and second fingers, being exactly the reverse of the previous move, enabling the front of the hand to be now shown. By next placing the third finger up behind the coin, the same can be placed at back of thumb (*see Fig. 11*), where it lies gripped in the fleshy part, so that the performer can now show front of hand empty, but with the fingers extended. The hand is now closed, the coin being allowed to drop in, and then opened, whereupon the coin is produced. The author uses all of the above passes in his entertainment, and, of course, to work the Back and Front Palm in an absolutely correct manner, a considerable amount of practice is necessary. However, to produce many brilliant effects it is only essential that the performer should be acquainted with one or two of



*Fig. 5.*

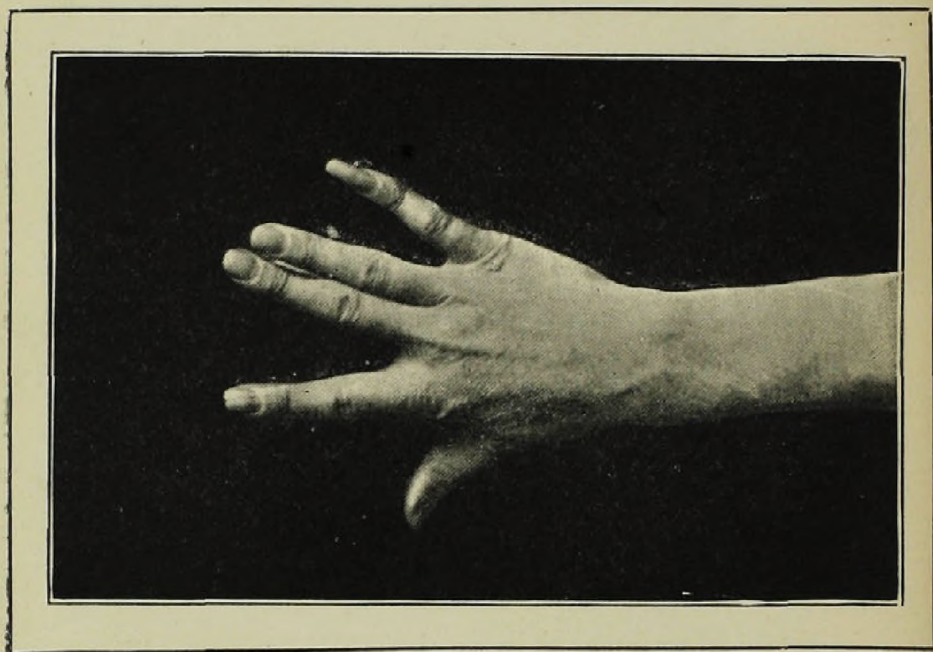
the moves, but if the reader ever desires to become a strictly first-class Coin Manipulator he should practise, practise, and keep on practising until all the above sleights become second nature to him, and he can then defy even expert conjurers to tell where the coin is. All the above should be done with both hands as mentioned before, thereby enabling the performer to exhibit some combinations that appear nothing short of supernatural.

The author has devoted considerable space and time to the above description, but he believes it is in the best interests of the Magical Art for him to have done so, bearing in mind how professional and amateur Magicians are being deceived by productions compiled by unscrupulous parties purporting to expose his Act.

Having described the principal secret of this Act, the author will proceed to explain the Act itself and then the various additions.

Before going on the stage, the performer places 20 half-dollars in his right-hand waistcoat pocket, and 15 in his right-hand trousers pocket. A hat is borrowed, and, while taking the same in his left hand, the coins



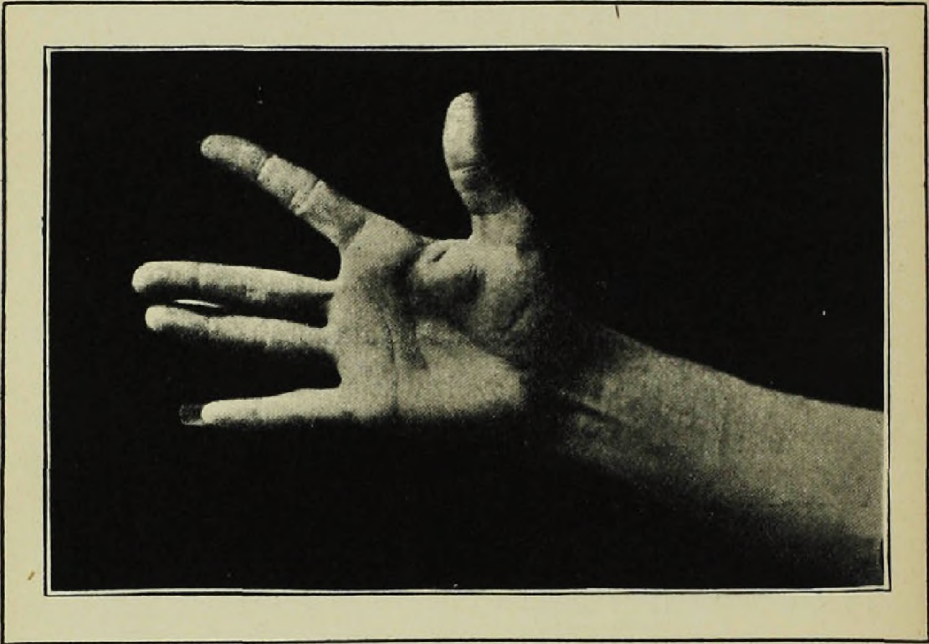


*Fig. 6*

from the waistcoat are palmed in his right, and placed like a flash of lightning under the bent-over side of the rim on the outside of the hat (*see Fig. 12*), which is placed with the same hand crown downwards on the table. Now, if the coins have been placed neatly and properly on the rim when the hat is turned over, they will remain where you put them, but this is the most delicate part of the trick, as unless you are exceedingly careful some, or all, will fall as the hat is put on the table, and, in the words of a popular song, "There would be no show that night." With practice, however, this can be accomplished. A would-be author, in "exposing" the above, not knowing how it was possible to place the coins on the rim of the hat and then turn it over, has, in his exceeding cleverness, ignored this move altogether ! Yet, this is the most delicate and at the same time puzzling move of the performance. This ignorance is probably due to his "many years' experience" !



The performer now casually turns up his sleeves, and remarks, "With the permission of the ladies I will remove my cuffs, or rather turn them up to the elbows." The hat is now taken up with the left hand, the fingers of which get hold of the coins under cover of the rim.

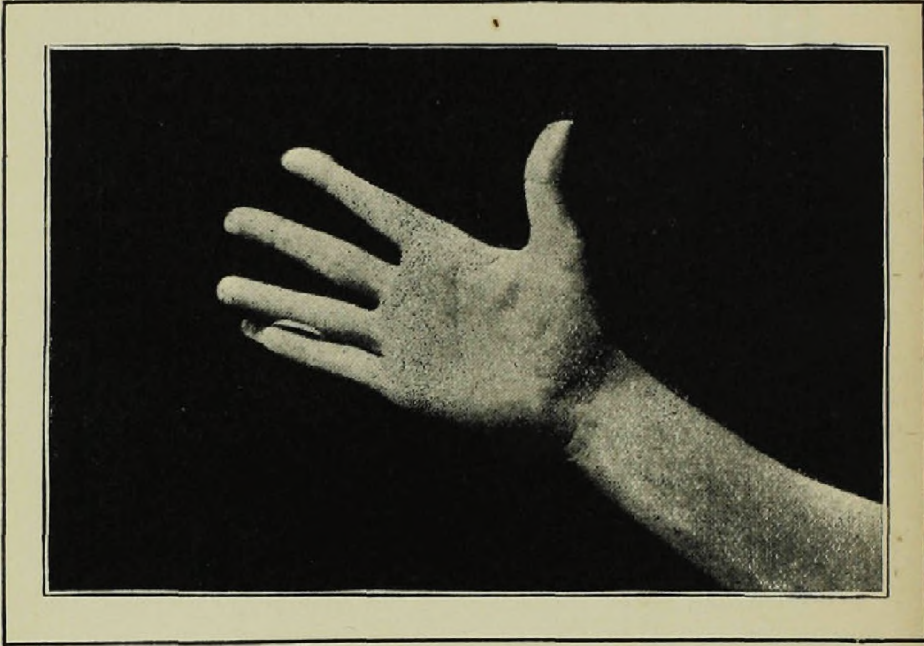


*Fig. 7.*

The hat is next passed into the right hand to show the left empty, and the artiste will find with practice it is



quite easy to pass the coins with the hat from hand to hand. The hat is now taken by the edge nearest the audience, and, with right hand, turned over so that the fingers of the left hand containing the 20 coins are brought into the inside of hat (*see Fig. 13*), in position for the money-catching. The right hand is now shown empty, and makes a grab in the air at an imaginary coin, immediately placing it (apparently) in the hat, where it is heard to fall, but, in reality, it is a coin dropped from the left hand. This is repeated, and, as the hand goes to the hat to make a pretence of dropping in a coin, two coins are quickly palmed in the right hand. You look in the air for more coins, and one of those palmed is now produced at the finger tips (the mode of which is described on page 59), and visibly dropped into the hat. You now produce the second one, but, instead of placing this in the hat, one is dropped from the left hand at the same moment that the right approaches the top of the hat, thereby inducing the audience to believe that the visible coin was really placed in the hat. This is repeated as often as desired, and, by means of the



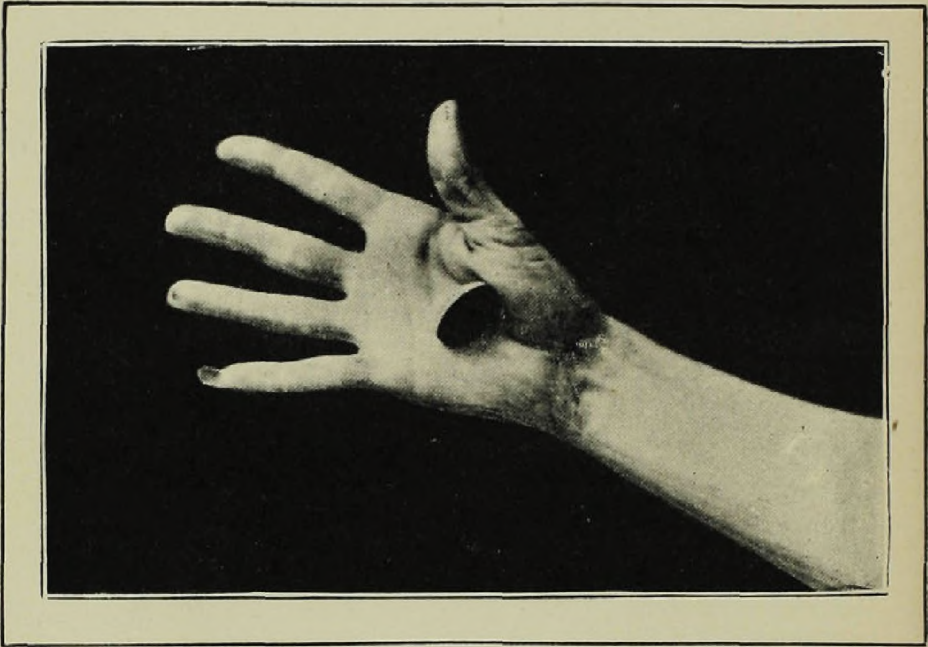
*Fig. 8.*

“Continuous Front and Back Hand Palm,” before described, the right hand can at any moment be shown apparently empty.

Additional effects are produced according to the fancy of the performer. The apparent passing of a coin through the bottom of the hat never fails to bring forth plenty of applause. This is accomplished by holding the coin in the manner depicted in *Fig. 14*. The back palm is now made (*Fig 15*), one coin being at the same time dropped from the left hand into the hat, creating the necessary “jingle,” and the illusion is perfect.

A similar effect can be produced by holding the coin between the tips of the first three fingers and thumb and pretending to push it through the side of the hat. What really happens is that the coin is pushed by the hat down between the fingers (the back of the hand facing the audience) which hide it, one, of course, being dropped by the left hand to create the necessary deception. It is as well to pay particular attention to these little moves, as they invariably create more *furore* than bigger and more difficult sleights.



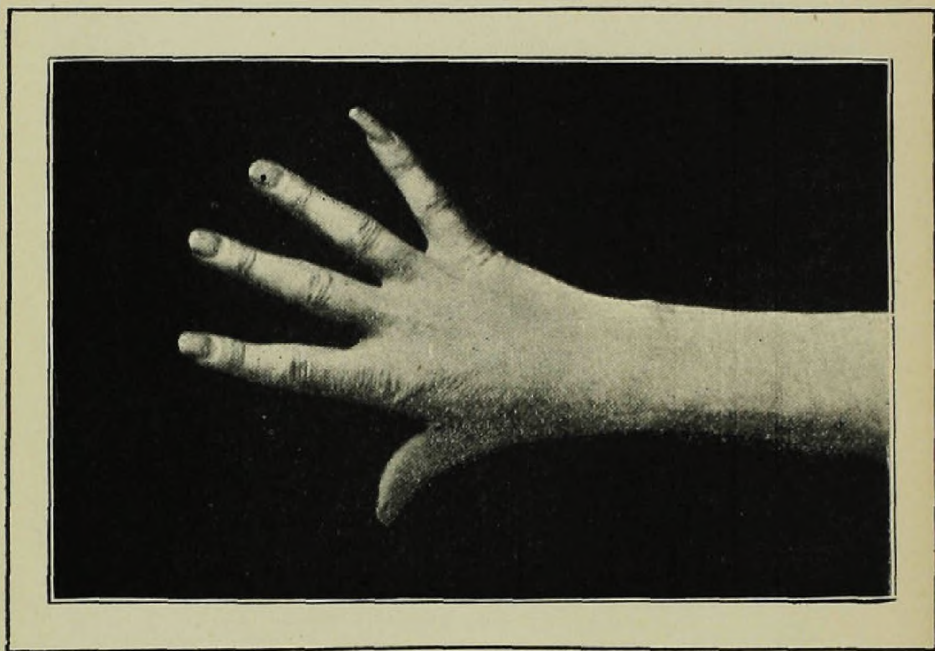


*Fig. 9.*

A coin is now apparently thrown in the air, and caught in the hat a few seconds later. The coin is, of course, palmed in the act of throwing up the hand, and the hat is held out in the left hand as if waiting for the coin, which, at the right moment, is dropped from the left hand.

When the first load of coins is exhausted, the performer makes a bold move. He pretends to hear someone make a remark that he gets the coins from his pockets—“Which pocket?” he replies; “The left one?” and places his left hand into the pocket so as to suit the action to the word—“No, the right one?”—now placing his right hand into the pocket, which forthwith palms the 15 coins previously placed there.—“No, ladies and gentlemen, if I were to place my hands in my pockets you would all see me. Please, see that my hands do not approach the body.” Meanwhile, he has got the palmed 15 coins on to the rim of the hat as explained at the commencement of this description. The hat is then placed, if desired, on the table, crown downward, and the hands shown perfectly empty. The same process as before is now repeated.



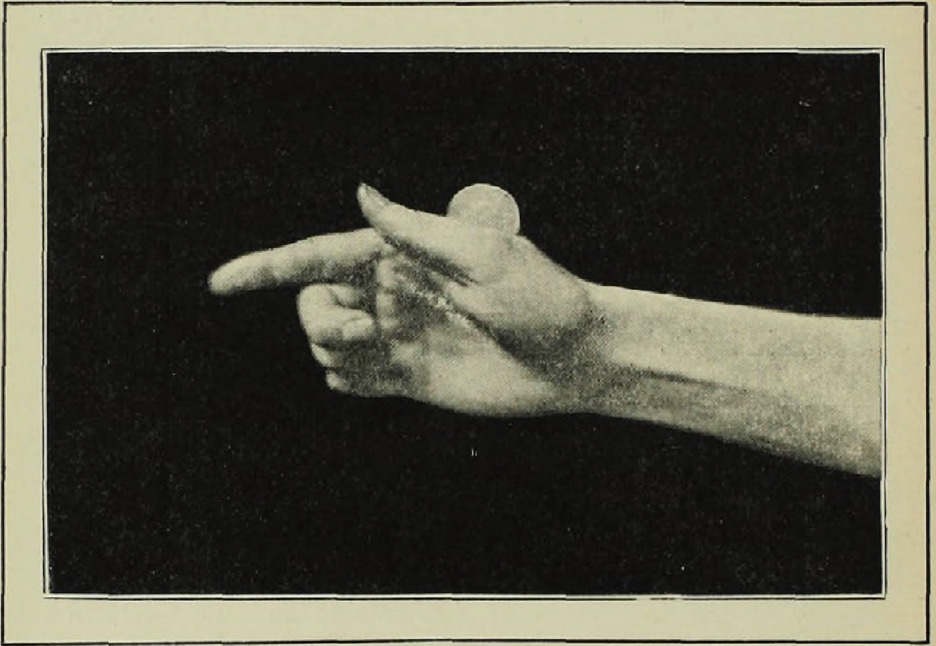


*Fig. 10.*

If the above movements are executed with a certain amount of *sang froid*, and without appearing to be in a hurry to place the hands in your pockets, not one in a thousand would guess that you were “loading”—it being so barefaced a proceeding the audience never dream that you would be so bold as to deceive them in this decidedly simple yet effective manner.

Now, when this last lot of coins becomes exhausted, another ruse is resorted to by the performer. His right hand dives into the hat and rattles the coins to show they are real ones, at the same time letting them pour in a shower from the hand into the hat. He repeats this once or twice, and then palms, say, a dozen, which, of, course, enables him to go on catching them singly (producing them at finger tips as described on page 59), or to make a grab in the air and produce the 12 in a fan (*see Fig. 16*), with the remark that “When I desire more than one at a time I make this move.” The above can be repeated, if desired, but it will usually be found that 30 to 40 coins will take some time to “catch,” provided the performer is not unduly quick about it. This must be avoided, and the artiste must go about his

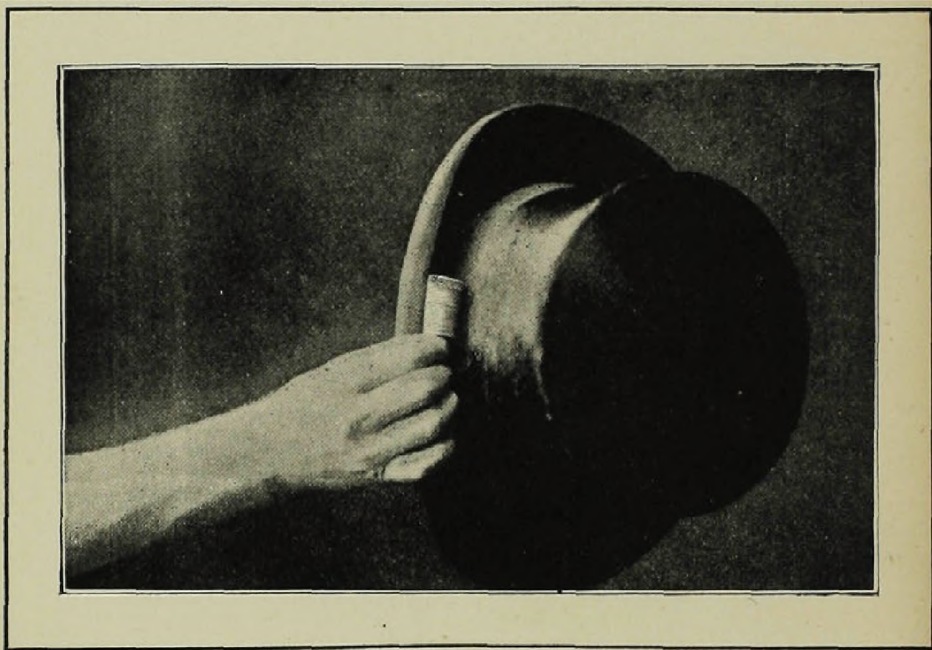




*Fig. II.*

business in an easy manner, without any jumps or jerks so common with unfinished performers. To practise before a looking-glass is all very well, but before your friends is better, as they are thereby enabled to give you hints as to mistakes, etc., which it is impossible for you to see yourself in a glass.





*Fig. 12.*


Next comes the

PRODUCTION OF ANY NUMBER OF COINS  
AT FINGER TIPS.

Before the hat is replaced on the table the audience is asked to name any number, which we will suppose is 15. The performer, who has in the meantime been "jingling" the coins in the hat, quickly palms the desired number, and replaces the hat on the table (to palm the correct number instantaneously requires considerable practice, but the author is enabled through constant exercise to tell exactly how many he picks up by the feel and weight).



Both hands are now shown empty by means of the "new Change-over Palm" described on page 69. The magic wand is taken in the left hand, and the coins caught on its extreme end one by one, each being then invisibly passed from the wand to the right hand finger tips. The wand used is, of course, the old "Half-dollar" Wand, but the one the author has been in the habit of using was improved by him to the extent that it works noiselessly, this being brought about by a series of minute pieces of rubber operating in the "Coin" end.




*Fig. 13.*

of the wand, which prevent the edges of the opening “clicking” together when the half-dollar is caused to appear or to vanish.

The coins are palmed in the right hand. To produce them one by one at the finger tips, the two middle fingers are bent down towards the coins as in *Fig. 17*. The third finger pushes up the bottom one (that nearest the wrist), same being immediately gripped between that finger and the second, which instantaneously places the coin between the tips of the first finger and thumb, the second one being placed behind this, and so on till the whole 15 have been “produced.” The left hand, of course, makes a motion of catching a coin on the wand each time and shows the coin, which is withdrawn into the wand in the act of throwing it towards the right hand.


The coins are now counted one at a time from the right hand into the hat. If, by any chance, you should have made a mistake in the number asked for, it is easy when counting them at the conclusion to “miscount” one or two.






*Fig. 14.*

## TO PASS A COIN THROUGH THE KNEES.



To bring about the above effect a half-dollar is palmed in the right hand, and another taken between the second and third finger tips (the latter being of course visible to audience). Left hand is now shown empty, and the visible coin placed on the left fingers in readiness for the Back Palm, the left hand being placed horizontally against the right knee. The right hand now points at the coin in the left hand in a casual sort of way (in reality to show nothing between fingers or at back of hand), then shows the front of the hand (in the meantime, of course, reversing the coin to back of hand), and places it in a similar position on the opposite side of the knee to the left. *Fig. 18* will show the correct position. The coin is now back-palmed by the left hand—at the moment of doing which the coin back-palmed in the right hand is brought to the front, the same having apparently passed completely through your knee. This can be repeated once or twice. The performer then pretends to overhear a remark, “ Pass it through both knees,” and replies “ Through both knees ? Oh, certainly; however, it’s more painful,” and he repeats



*Fig. 15.*

the trick, apparently passing the coin through both knees, making, of course, not the slightest difference in the *modus operandi*.

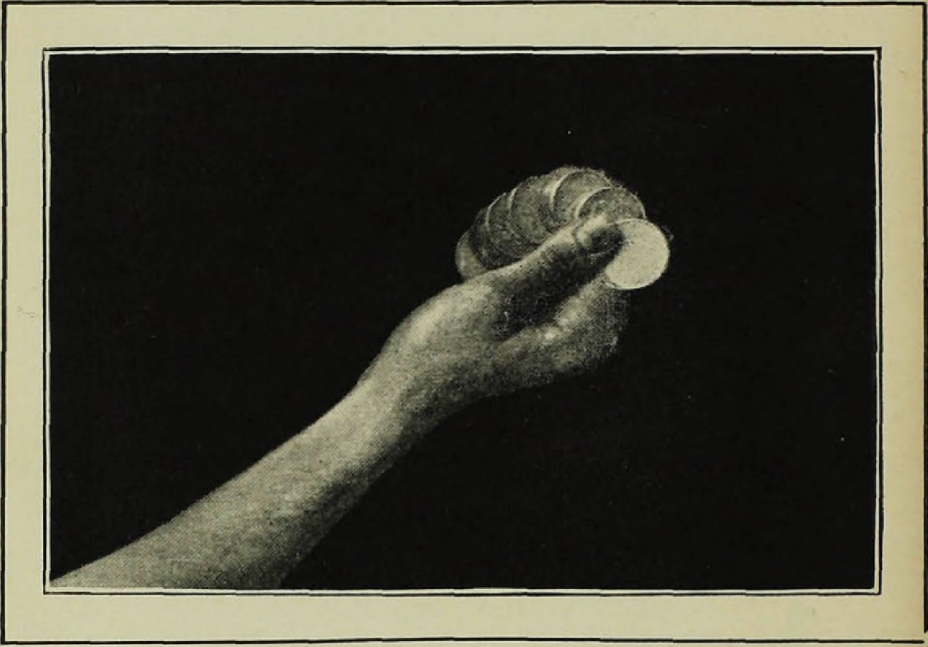
### THE ELUSIVE PASS.

The performer takes, we will say, six coins between the foremost sections of the middle and third fingers of the right hand, spreading out at the same time the other fingers, presenting to the public the back of his hand. The left hand now approaches the right as if to take away the coins (*see Fig. 19*), and, in fact, really takes them away the first time. Then, apparently overhearing a remark to the effect that they are not in the left hand,

he opens it and shows the coins. Same are again taken between the tips of the second and third fingers of the right hand, and the left hand makes the motion of taking the coins, while, under cover of the fingers of the left hand, the two fingers of the right hand containing the coins are bent round the thumb of the left hand, and the coins



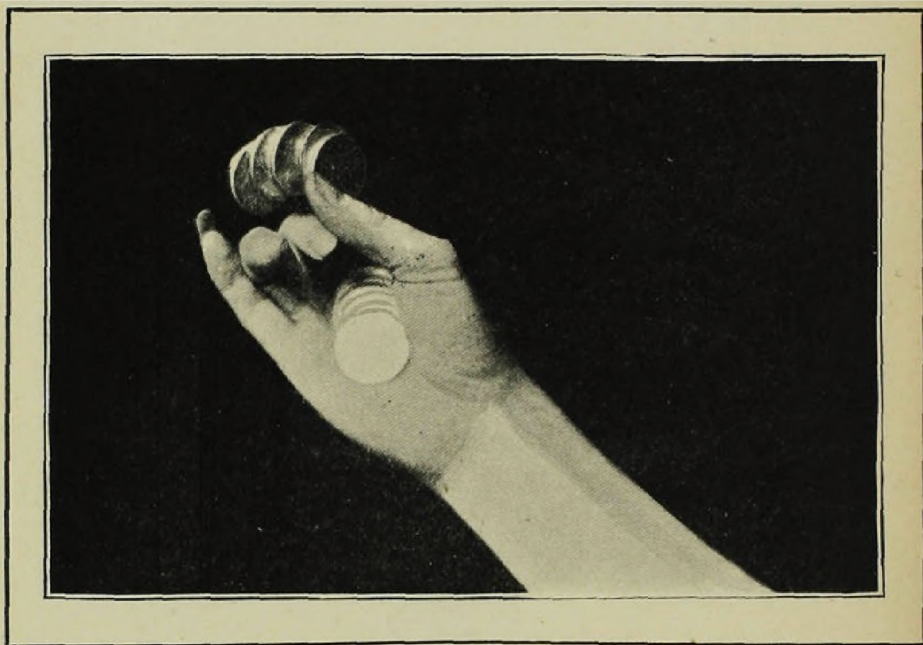
left palmed in the right hand, the two fingers immediately



*Fig. 16.*

returning to their original position, the left hand moving away as if it contained them (*see Fig. 20*). The above movements are made very clear in the accompanying photographs, though they may appear almost impossible of execution. In the first place, the different moves should be made very slowly with, say, 2 coins; but the reader will understand that in the actual execution of this feat before an audience everything is done so quickly that it is quite impossible for a spectator to tell whether the coins are really taken in the left hand or not. Anyone who may have witnessed the author's performances will, he is sure, bear witness to this fact.






*Fig. 17.*

Now, upon the left hand being opened and shown empty, the right hand can also be shown empty by means of the following

### NEW CHANGE-OVER PALM.

When the left hand is opened, the right hand, which contains the coins palmed, is brought face to face with the left one, and the coins transferred to the palm of the left hand, which is immediately turned round (under cover of the right) to show (apparently) that there is nothing at the back, and then the right hand can be shown empty back and front (*see Fig. 21*). The left hand is next turned round under cover of the right hand, and the coins re-palmed in right (*see Fig. 22*). This is an exceedingly difficult sleight, and requires a considerable amount of delicacy in manipulating. It is very desirable to have the coins all of the same size and thickness, otherwise one or more may slide out from the rest in the act of transference.

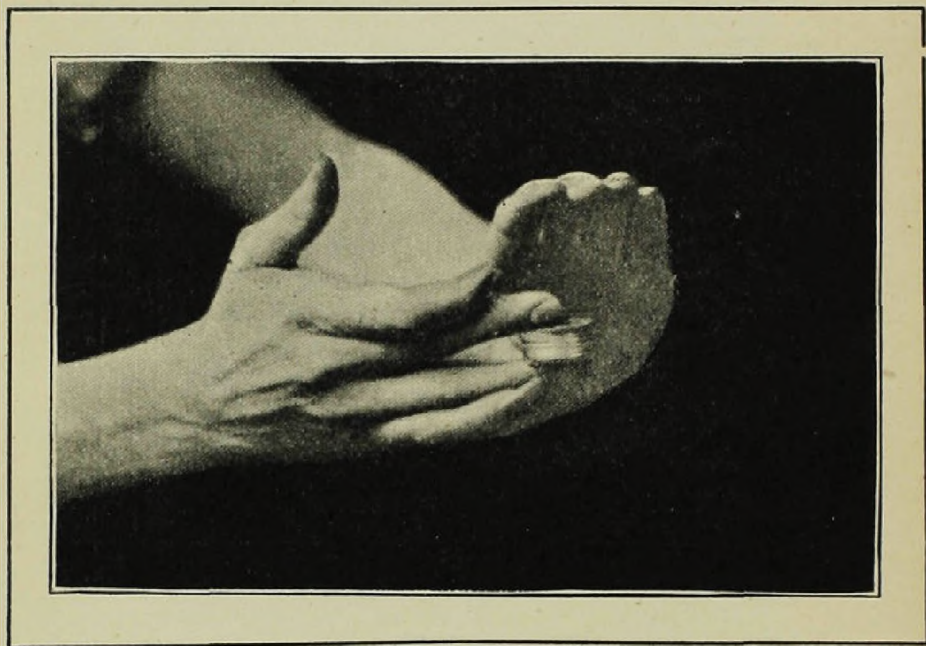




*Fig. 18.*

The coins can then be produced as fancy indicates, by catching them one at a time, or in a fan from the back of the left hand ; but a suitable mode of production will readily suggest itself to a performer who has thoroughly mastered the above two passes. The author can safely state that when once proficient in both of the above the performer can do practically just as he likes with half-a-dozen coins, and he therefore considers it one of the most useful passes in existence.





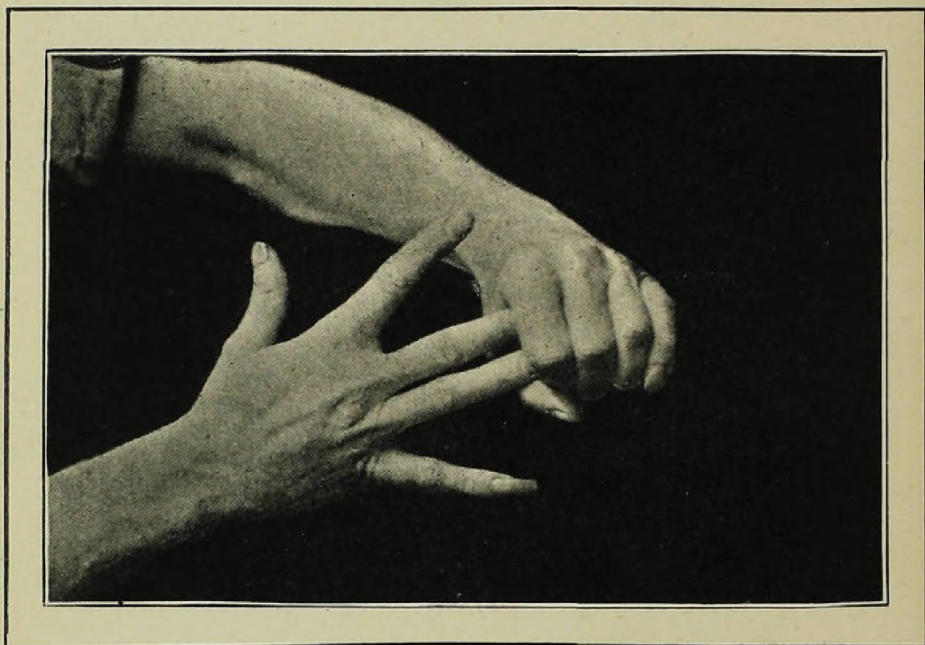
*Fig. 19.*

## DOWNS' NEW "CLICK" PASS.

As the trick about to be described relies almost entirely on the above-named new and original "pass," the author has thought it only fair to give it the above title. Once acquired it becomes a most useful and one of the most puzzling and deceptive sleights extant.



The mode of performing it is as follows:—Ten coins are borrowed and placed unmistakably in the left hand. All are satisfied that the coins are really in the left hand, they being heard to fall therein. The right hand now picks up an ordinary empty glass tumbler and holds the hands wide apart. The coins are commanded to pass *one at a time* from the closed left hand into the glass held in the right, which they proceed to do, the beautiful part of the experiment being that each coin is distinctly seen and heard to fall into the tumbler. After about, say, eight coins have passed, the performer pretends to hear someone say that there are no coins in the left hand. He immediately opens the left hand and shows the two remaining coins. The hand is closed, and the two that



*Fig. 20.*

are left pass singly into the glass held in the right, in the same manner as their predecessors.

To produce the above illusion it is necessary to study carefully the accompanying photos, which explain fully the "click" pass before referred to. The coins are first placed in the right hand, as in *Fig. 23*, and the hand is then quickly turned over, the coins being apparently transferred to the left hand, but in reality the third and fourth fingers of the right hand arrest their fall, *see Fig. 24* (thereby creating a sound or "click" as if the coins had fallen into left hand), and forthwith palm them in the right hand. If the foregoing be tried once or twice it will be seen what a perfect illusion it produces. Now with the right hand (containing the palmed coins) pick up the tumble! as in *Fig. 25*. By slightly relaxing the muscles of the palm of the right hand, the coins are released one at a time and fall into the glass (*see Fig. 26*). A considerable amount of practice and delicacy of manipulation is essential to ensure the coins dropping singly. The additional effect of being able to show two coins in the left hand, after eight have passed into the tumbler, is brought about by finger-palming in the left



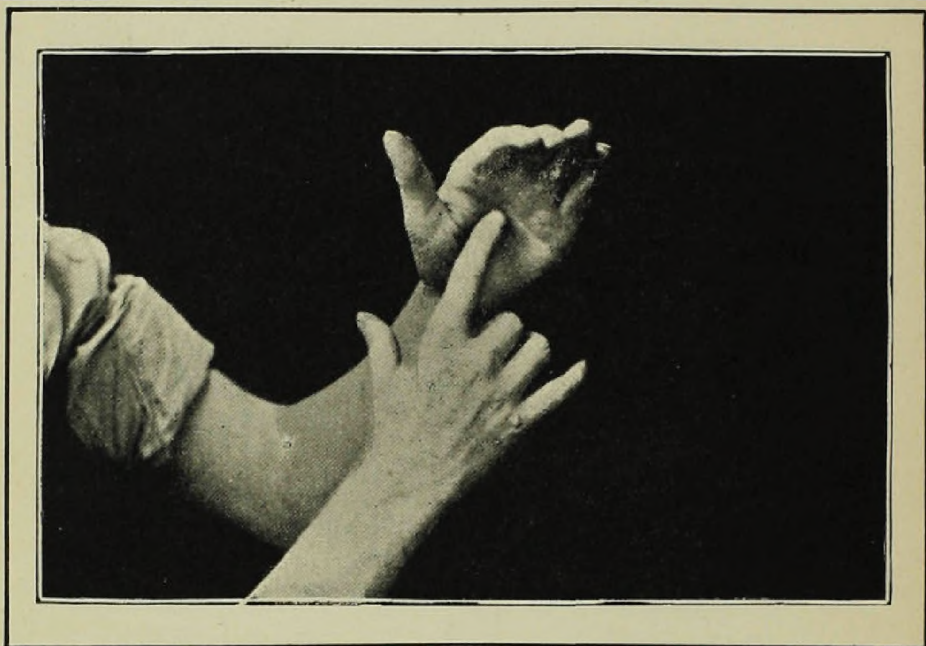


*Fig. 21.*

hand, two dummy coins pivoted together which admits of their being spread apart to look like two coins. These are shown, and in the act of again closing the left hand, they are reverse-palmed, the fact of their being riveted together enabling this to be accomplished with ease.

The author can confidently recommend the above trick as being one of the best with which he is acquainted, and if enough attention be paid to all the details, the performer can easily deceive expert Conjurers who are unacquainted with the *modus operandi*.





*Fig. 22.*

## DOWNS' NEW "FAN" PASS.

This is another favourite pass invented by the author. The coins are held as in *Fig. 27*. The right fingers now allow the coins to slide down one after another with a jingle into the palm of the left hand which forthwith closes up on the same, but just as it does so the two middle fingers of the right hand grip the coins and immediately palm them in the right hand. If this is carried out neatly, and under cover of the movement of the left hand, the spectators will be absolutely convinced that the coins still remain in the left hand.

The foregoing is a very useful method of causing the disappearance of a number of coins after having produced them in a "fan."





*Fig. 23.*

## THE DOWNS' "EUREKA" PASS.

The author has extreme pleasure, in the following description of the pass to which he has given the above title, in taking the reader into his confidence and explaining to him fully what the writer conscientiously believes to be his most novel, puzzling and prettiest feat:—

The pass is used for the vanishing of any number of coins, up to 20, one at a time.

The coins are lying on the table. One is placed in the right hand as in *Fig. I* (in readiness for the back palm) This is made and both hands shown (apparently) empty. The left hand now picks up another coin by the first finger and thumb, and proceeds to place it on the right hand in the position occupied by the first (*see Fig. 28*), but in the act of doing so the two middle fingers of the left hand go to the back of the right and remove the first coin (*see Fig. 29*). The left hand now leaves the second coin on the right hand which back palms it, the left hand in the meantime palming coin No. 1. This is repeated until the whole of the coins are palmed in the left hand.





*Fig. 24.*


Of course, considerable practice is necessary to palm the coins one after the other without noise, but this is not so difficult if the first coin is palmed as per *Fig. 9*, and each following one is placed under the preceding one.

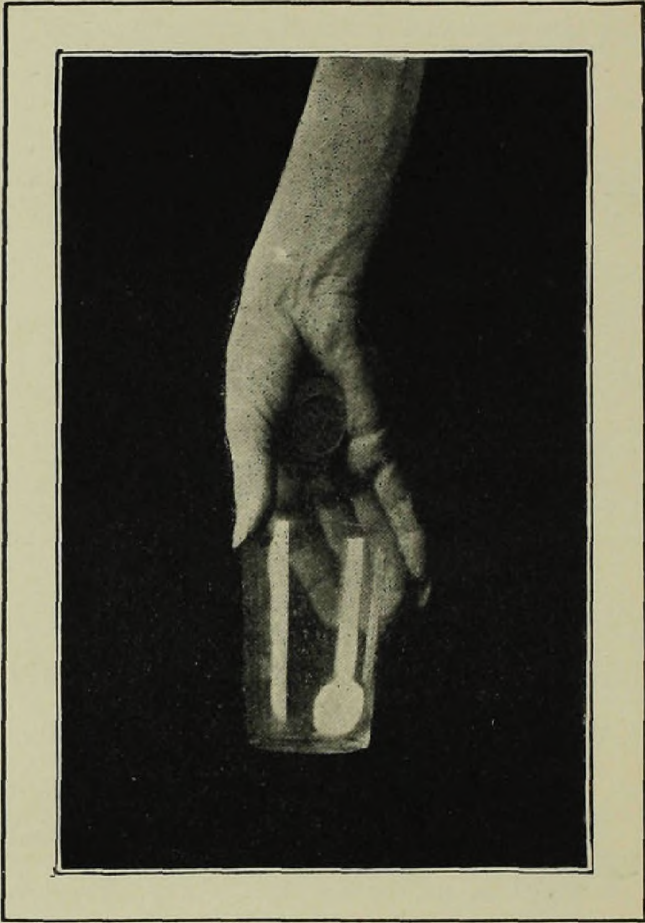
### THE "TURNOVER" WITH FORTY COINS.

This feat the author considers to be one of the best in his whole act, for the simple reason that no one has yet even attempted to duplicate it publicly. Others have tried it and have got as far as making the coins turn *one way*, but there they stop, it being next to impossible for them to make them return without the use of the other hand.

The coins are spread from the very tips of the fingers of the right hand to the wrist (*see Fig. 30*). Now, by slightly contracting the palm the whole row of coins turns completely over in pretty fashion. *Fig. 31* shows the coins in the act of turning. *Fig. 32* shows them turned completely over.

Now by a delicate jerk with the tips of the two middle fingers the coins are made to

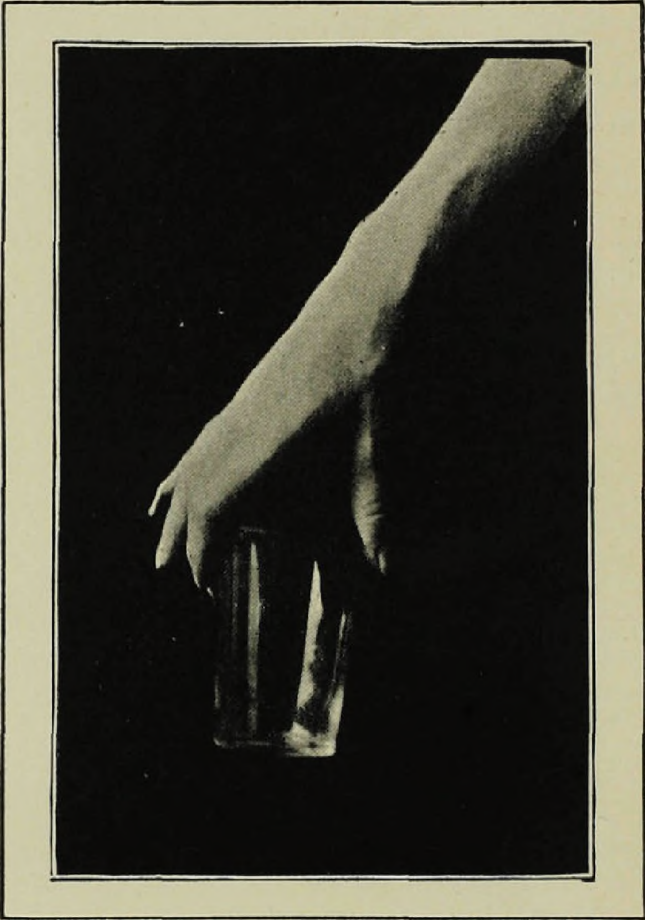




*Fig. 26.*

assume their original position. The author is able to turn the coins over quite slowly and also do the reverse movement in the same manner. This makes the trick look more effective, but it is exceedingly difficult of accomplishment, though, of course, it can be done with sufficient practice. The author fears that at first sight some of the sleights mentioned in this book may appear impossible of successful execution, and he therefore begs to say that he has described nothing but what he has accomplished himself, each of the experiments herein contained being quite practical.



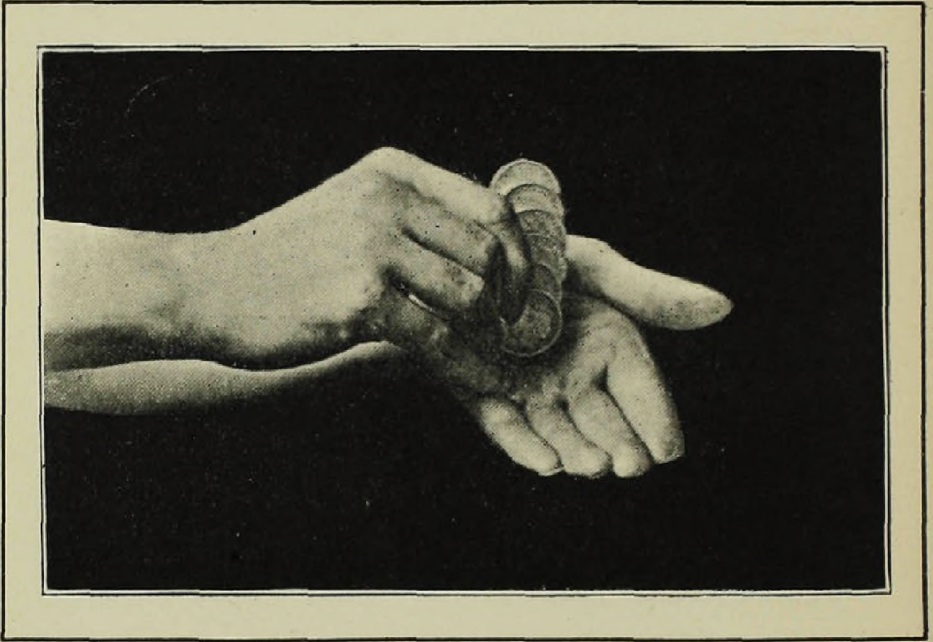


*Fig. 25.*

### THREE DISTINCT METHODS OF PALMING COINS AT THE SAME TIME

*Fig. 33* represents a photo of the author's hand palming coins in three different styles: ordinary, thumb and finger-palm. It is, of course, on rare occasions found necessary to make use of the three at one time but it is useful to use two of them when, for instance, the performer desires to change secretly some borrowed coins for substitutes. The latter are first of all ordinary or finger-palmed, and the borrowed ones received and thumb-palmed, the duplicates, which the audience imagine to be the borrowed ones, being simultaneously placed in full view. By means of a judicious combination of the above palms a number of excellent tricks will readily suggest themselves to the performer.





*Fig. 27.*

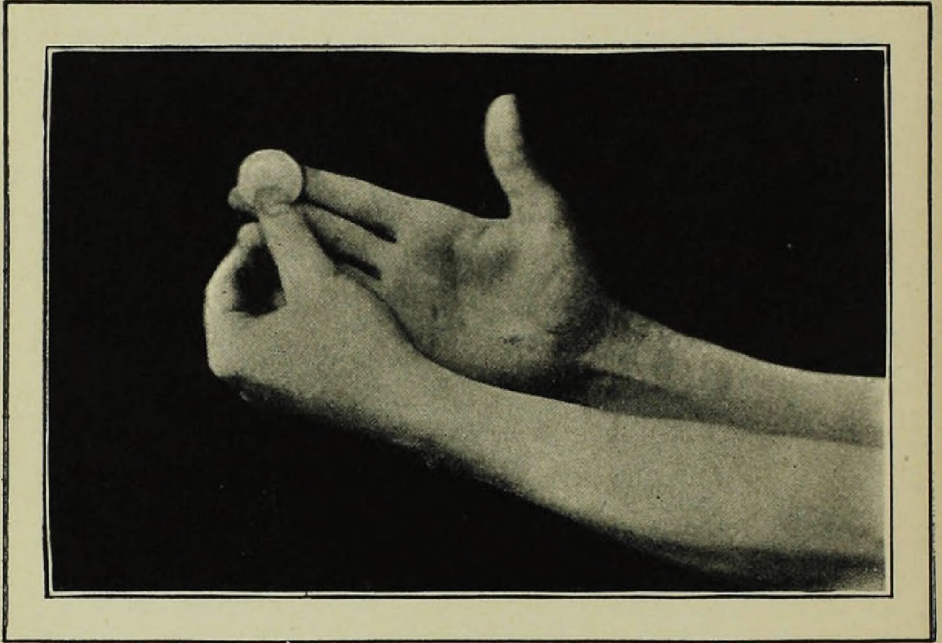
TO PALM AND MAKE THE PASS WITH  
FORTY COINS.

The above trick of the author's is in all seriousness described in a certain "Serio-Comic" Coin-Trick book as being "simple enough" if you do this and do that, &c. No greater mistake was ever made, dear reader, and to conclusively prove this to you the writer may tell you that innumerable imitators for the purpose of performing this feat have a wire, 2 to  $2\frac{1}{2}$  inches in length, soldered in a perpendicular position to the middle of a half-dollar.



This lies with thirty to forty half-dollars on the table. These latter coins have in each case a small hole drilled through the centre, and in gathering them up they are each threaded on the wire attached to the trick coin. It is then, of course, an exceedingly easy matter to palm them as none of the coins can slip owing to the wire.

Now to describe the correct method as employed by the author. The pile of thirty to forty coins is taken between the fingers in exactly the same manner as

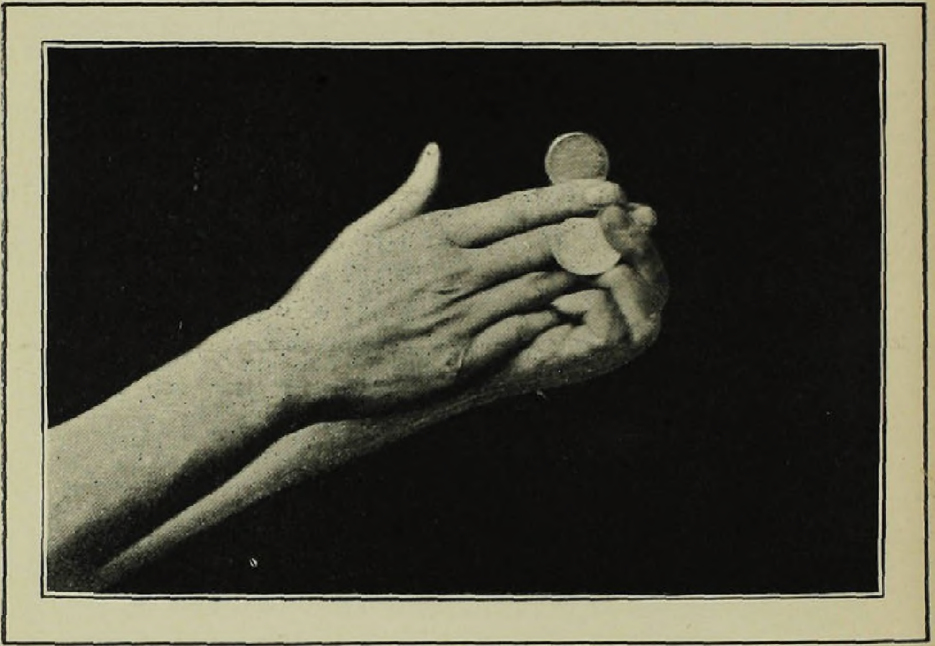


*Fig. 28.*

described in "The Elusive Pass." The right hand now makes a motion of passing the coins into the left, but in reality the two fingers holding the coins bend round and palm them in the right hand, in the position shown in *Fig. 34*, the left hand closing at the same time and the right hand keeping in an upright position pointing at the left. The left hand is now shown empty. The right hand can be brought down to hang in a natural position by slightly bending the third finger round on to the top of the coins which keeps them from falling, and the same can be produced in any manner the performer desires.

The author's favourite method is to produce them in a shower from under the vest. This is accomplished in the following manner : As the right hand (containing the coins) lifts up the edge of the vest with the first finger and thumb, the third finger, which it will be remembered is supporting the coins, pushes them under the vest. The stomach is now expanded and the hand can almost be withdrawn, and by gradually drawing in the abdomen the coins escape a few at a time and fall into the right hand which is waiting to receive them. In connection



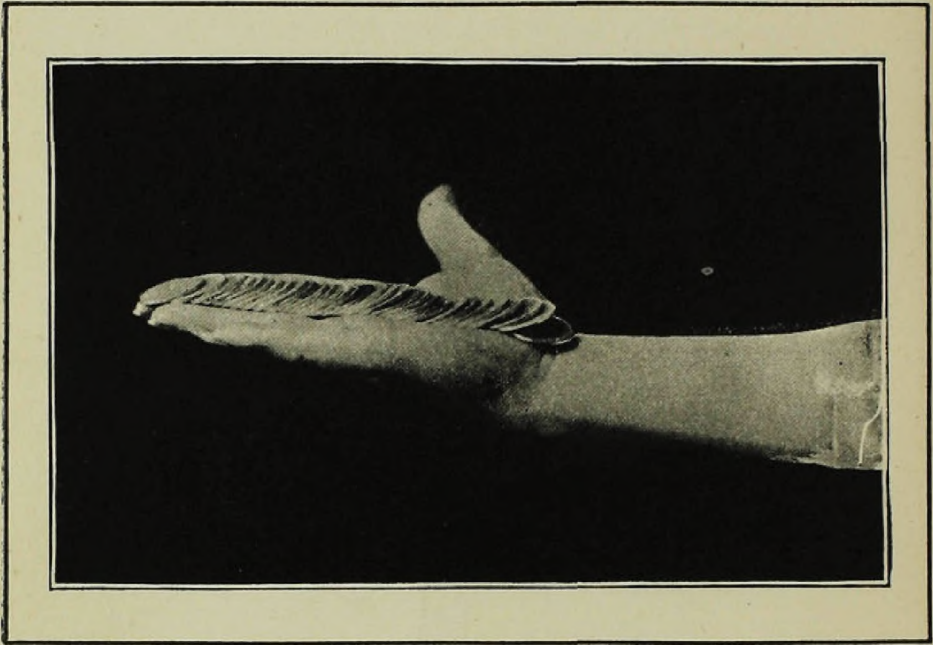


*Fig. 29.*

with the above the following line taken from *Die Zauberwelt*, of 1st June of this year, illustrates what can be attained by practice :—

“ Mr. Downs has reached the highest degree of  
“ perfection that could possibly be attained, or ever  
“ will be attained, in this special branch of palming  
“ coins,”





*Fig. 30.*

### CHAPTER III.

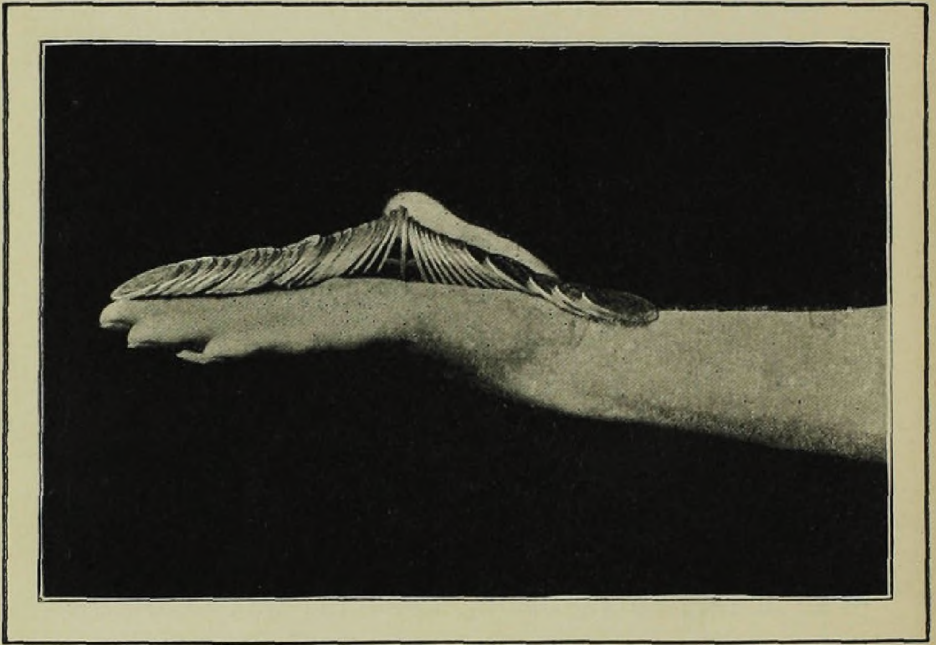
---

#### A SERIES OF ABSOLUTELY NEW AND ORIGINAL COIN VANISHES AND PASSES.

**T**HE following methods, which are numbered, are for causing the disappearance of one coin only :—

#### No. I.

Encircle the thumb with a human hair loop that will reach to the centre of the back of the hand, and place a pellet of wax on the knot. Place the wax under the thumb nail. Borrow a coin and press the wax against one side. Pretend to rub it with the other hand, which drops it behind the right hand, and show empty hands. Place the hands together and bring it back to the palm. Remove the wax which you conceal under the nail again. This feat can be executed by employing the reverse palm where the coin is palmed in the fork of the

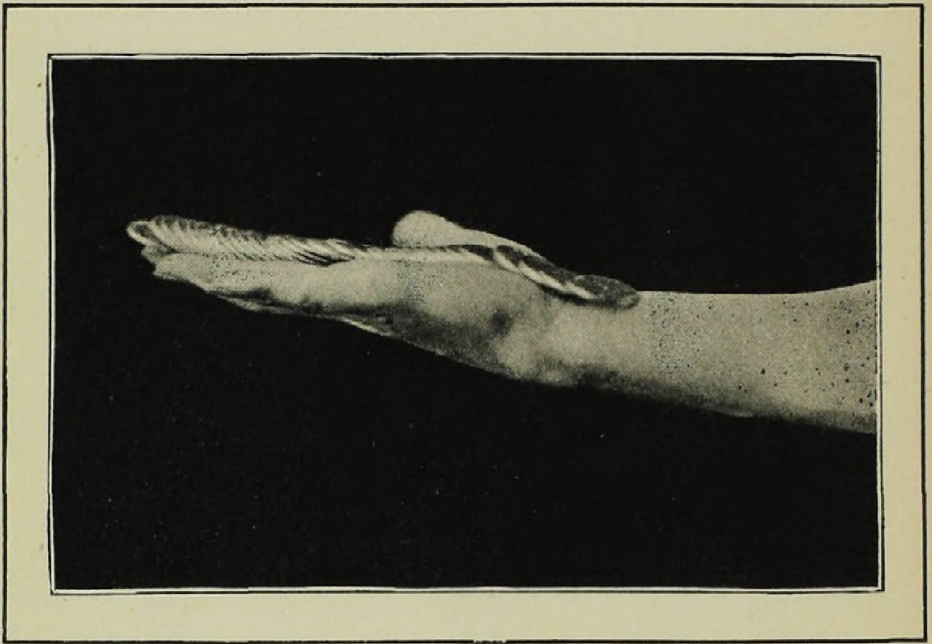


*Fig. 31.*

thumb, the coin being dropped behind the band instead of being palmed. The coin can then be replaced in the palm by swinging it over the hand or by using both hands. The loop can be discarded or kept on the hand.

By employing both sides of the wax two coins can be made to vanish one after the other or both at one time.





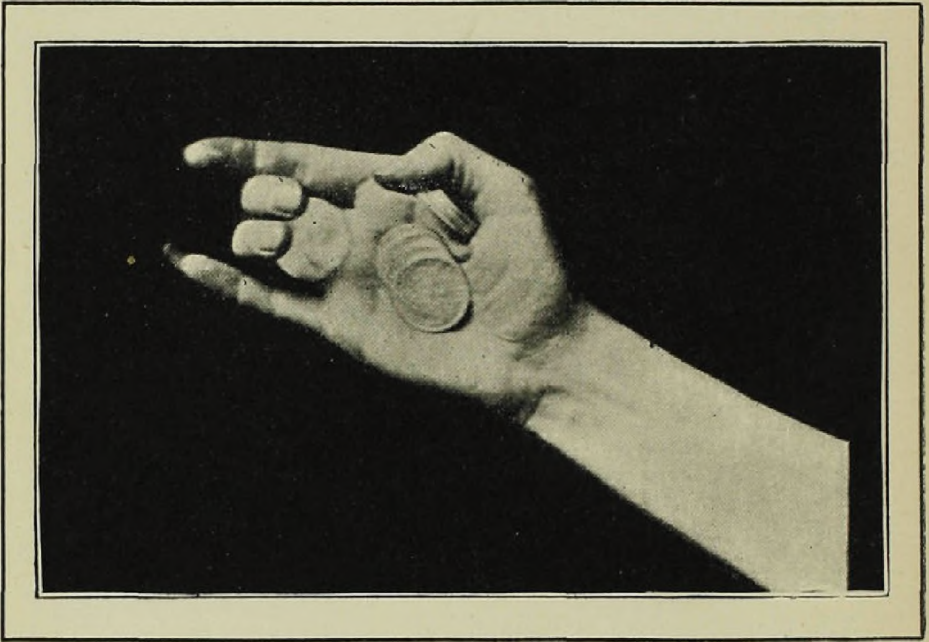
*Fig. 32.*

## No. 2.

A spectator places a handkerchief on the table and a coin in the centre. The performer now folds the four corners over it and, on unfolding, the coin has vanished and the hands are shown empty.



This is an improvement on the old fashioned method which the author will not underrate the intelligence of his reader by describing. A wax pellet is removed from a vest button and held between the tips of the two first fingers, and transferred to a corner of the handkerchief which is then folded. On unfolding the handkerchief the coin comes naturally into the performer's hand. The handkerchief is nipped between the first and second fingers while the coin is taken between the thumb and the third finger tips and, under cover of the handkerchief, it is spun up the sleeve.



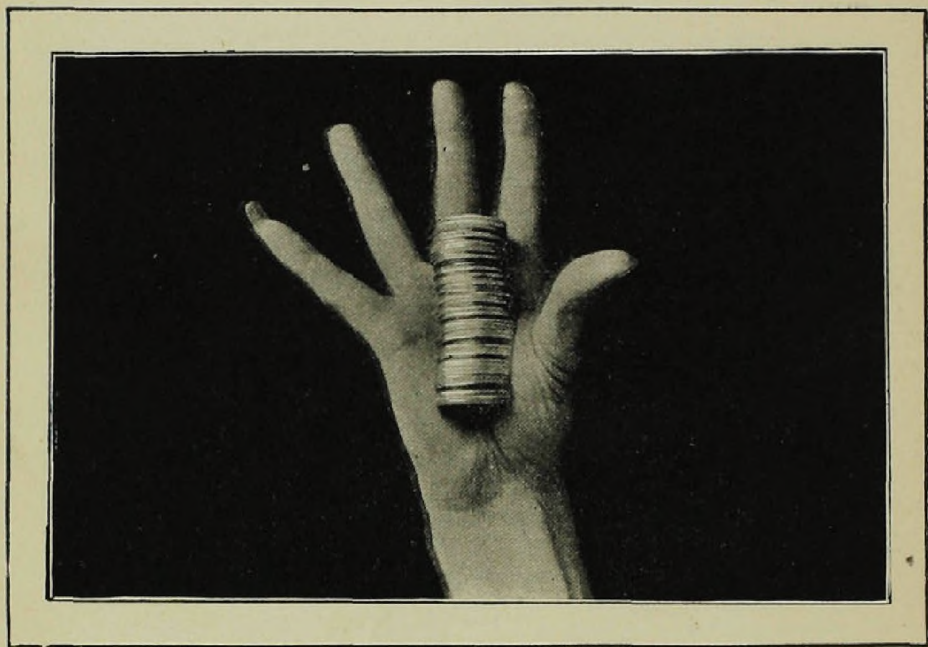
*Fig. 33.*

No. 3.

A borrowed half-dollar vanishes from the hands, and yet both sides of the hands are shown absolutely empty.

Face audience, extend right hand towards the left and pretend to pass the coin to the left, but really palm it in the right hand which then moves backward across the bosom and shoots the coin into the vest, the hand hiding the movement.





*Fig. 34.*

## No. 4.

In this method of causing the disappearance of a borrowed coin, a half-dollar is laid on the table in full view of everyone, yet at the word of command it instantly vanishes.

To bring about the above it is necessary to be provided with a small piece of tin painted black (as per *Fig. 35*) with a double edge. On one side of same place a dab of wax. Now palm the tin, and when taking the coin press the same on wax and place it on the table. The tin being black (the same colour as table-cloth) it is not noticed.

Attached to the tin is a piece of elastic running up the sleeve and, of course, at the right moment the performer releases the elastic, whereupon the coin is instantly drawn invisibly up the sleeve.

*Fig. 35.*

## No. 5.

Pretend to pass a half-dollar into the left hand, which close, really palming it between first and second fingers of right hand, elevate left hand and bring the right to the elbow, push up the sleeve a little further, at the same time inserting the coin between it and the arm. Rub closed hand gently, open and show it is empty. Now push the sleeve again and replace the coin on the inside of the hand between the first and second fingers, and move the hand rapidly over the left dropping it into that hand which you close, Make several passes over the hand, which then open and show coin.



## No. 6.

Receive a coin in the right hand, which close, so that the coin lies on the bottom joints of the first two fingers and gently press the base of the thumb against it, extend the arm to the right and insert the two last fingers of the left hand into pants pocket, and arrange the other fingers so as to form a "scoop," the thumb pressing against the side of hand. Move the right arm around in three perpendicular circles, and during the second time let the coin fly edgewise from the right hand into the left which allows it to drop into the pocket. The coin must pass rapidly from the right hand to the left, and always edgewise, as it then exposes less surface to the action of the air, consequently its flight is more rapid. Turning the body in the direction of the arm will facilitate the move.



No. 7.

Balance a half-dollar on the middle finger of the left hand and apparently strike it with the right palm (which in reality palms it) into the left hand at the same time closing it. This is most deceptive and quite easy of performance.



## No. 8.

Performer, without the aid of any appliance, substitution, palm, pass, body, chair or table work, causes a borrowed coin to vanish from and return to the hands, the sleeves being rolled up the whole time. This is a new and unique method of vanishing a borrowed coin.

Slightly moisten the back of the left hand, receive the borrowed coin in the right hand and press it on the back of the left with the finger, where it will adhere. Open the fingers so as to show nothing is concealed between them, then place the hands together and remove the coin to palm and mb the back of the left with the finger tips to remove slight indentation. Use a smooth coin for this feat, as all the sharp edges will be removed from it and thus avoid making a deep impression, which cannot be quickly removed.



## No. 9.

Performer holds between his fingers a coin which instantly vanishes, both sides of the hands being shown empty. No pass, rubbers, wire, hair or appliances of any description are used.

Take the coin between the thumb and two middle fingers, and slap it on the left hand which you close. Take up the coin and repeat. Now, as you pick it up again, throw it up the right sleeve and slap the left hand again, closing it. Show the right hand empty and push up the left sleeve. Apparently transfer the coin to the right hand and push up the right sleeve. Rub the hands together, whereupon the coin apparently vanishes.



## No. 10.

The following is an extremely deceptive method of vanishing a borrowed coin :—

Hold the coin in the hand ready for the reverse palm ; when this is accomplished, as you shoot the arm upward, the coin travels along the back of the hand up, or rather “down,” the sleeve and both sides of the hands can be shown empty.



## No. 11.

A half-dollar is shown, also both sides of the hands, to prove that no other coin is used. A borrowed handkerchief is thrown over the coin and held by a spectator.



The handkerchief is held over a tumbler containing water, into which the coin is dropped by the spectator. Upon removing the handkerchief the coin has mysteriously vanished.

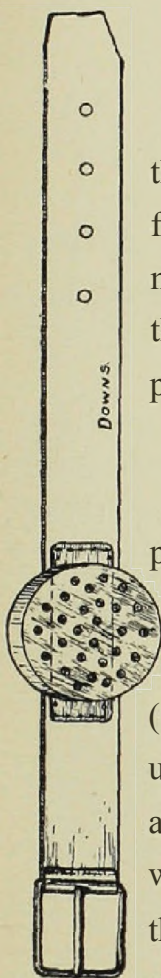
The coin used in this experiment, dear reader, is a "counterfeit" one, in fact, a glass disc on one side of which is a tinfoil impression of a half-dollar. This is worked off the disc under cover of the handkerchief and palmed, the disc, of course, being absolutely invisible in the water.

The following sleights are adapted for use with six or more coins, the first of which we will call :—

### A NOVEL ADAPTATION OF THE “ RATTLE BOX” IDEA.

Eight coins are taken in the left hand and the same is shaken to prove they are there, in fact, the coins are heard rattling till the last minute. Upon opening they hand, however, the coins have completely vanished and are produced from the air.

To prepare for this trick eight coins are placed in a piece of tubing, closed at both ends and perforated on the top and around the sides. This is then attached to a strap (see *Fig. 36*) and fastened round the wrist under the sleeve. Eight coins are borrowed and apparently passed to the left hand which is closed (the coins being palmed in the right hand). If the left hand is now shaken the coins in the tube will, of course,



*Fig. 36.*

rattle, and give the audience the impression they are still in that hand. The hand is now opened, shown empty, and the coins are produced from the air, as in the "Miser's Dream."

### A RAPID PASS WITH SIX COINS.

Hold six half-dollars by their edges between the two middle fingers and thumb tips. Move the hand towards the left at the same time, allowing the coins to jump from the fingers to the palm, where you grip them.

The above may sound difficult and is, in fact, difficult when first attempting it, but with practice it is quite easy, and if properly executed it produces a brilliant effect.




## DISAPPEARING PILE OF COINS.

A number of coins are shown lying on a plate, piled up, taken in the left hand where they are seen, and the hand is closed over them. A handkerchief is thrown over the hand, and when removed, the coins have disappeared.

Show a quantity of loose coins on a plate. Pile them up, and while so doing, palm a dummy "stack" in the left hand. Pretend to pass loose coins to the left hand, palming and dropping them in *profonde*, or in a box of bran, so that they will sink slowly and without noise. Borrow a handkerchief, show the dummy, grasp the handkerchief by the centre of one side and then spread it out over the left hand, and while so doing throw the



dummy into the right, the handkerchief hiding its flight. Pick up the wand, in the act of which drop the dummy on the servante, touch the handkerchief with it, place it under your arm, and draw off the handkerchief and show it, and the hands, empty; or, omit the wand business and vest dummy while advancing close to audience.



*Fig 37.*


## CHAPTER IV.

---

### MISCELLANEOUS COIN TRICKS, ILLUSIONS AND COMBINATIONS.

---

#### THE EQUILIBRIUM OF SILVER.

HE following trick was invented by the author as an improvement on an older trick of his in which three borrowed coins were balanced each on its milled edge on the top of a wand, which was subsequently published in one of the many books on Conjuring. The improvements on the old style will be very apparent, as in this trick the wand is entirely dispensed with, the coins being borrowed and one at a time balanced on the *extreme tip of the first finger* and then, to crown the marvel, all three are balanced *one on the top of the other on the finger tip*. *Fig. 37* gives the secret of the trick : A A are two minute flesh-coloured rubber bands encircling the finger and supporting a very fine flesh-coloured tube through which the needle D runs, the latter being pushed up and down

by the thumb. The borrowed coins are, of course, exchanged for duplicates each of which has a hole drilled completely through from one milled edge to the other. It is therefore obvious that when a coin is placed in a perpendicular position on the finger tips and the needle pushed up into the drilled hole, it will adhere to the finger with ease. To balance the others the needle is, of course, pushed up far enough each time to enter the next coin. It is as well when endeavouring to balance the first coin to let it fall once or twice, thereby giving the impression that it is a feat of genuine dexterity.



TO PASS TWENTY COINS FROM ONE  
HAND TO THE OTHER.

In this trick the performer borrows, say, 20 half-dollars and holds them spread out in a fan in the left hand (palm towards audience). The right hand is now shown empty back and front, with nothing between the fingers, and is held out straight from the body. Coins now vanish from the tips of the fingers of the left, immediately reappearing in a fan between the thumb and first finger of the right hand. The same movement can be repeated as often as desired, the beauty of the whole experiment being that the palms are continually facing the audience. The above (apparently) sensational feat is accomplished by having made *in duplicate* a stack of 20 exceedingly thin imitation coins, with a rivet running through the lot as near the edge as possible (*see Fig. 38*), which is soldered on to the top and bottom coin. This admits of the pile being spread out fan-wise thereby preventing the audience from thinking you are using a dummy. This imitation "stack," being so thin and fixed together, enables the artist to make the ordinary back and reverse palm with the same. Thus he palms in the right hand one of the



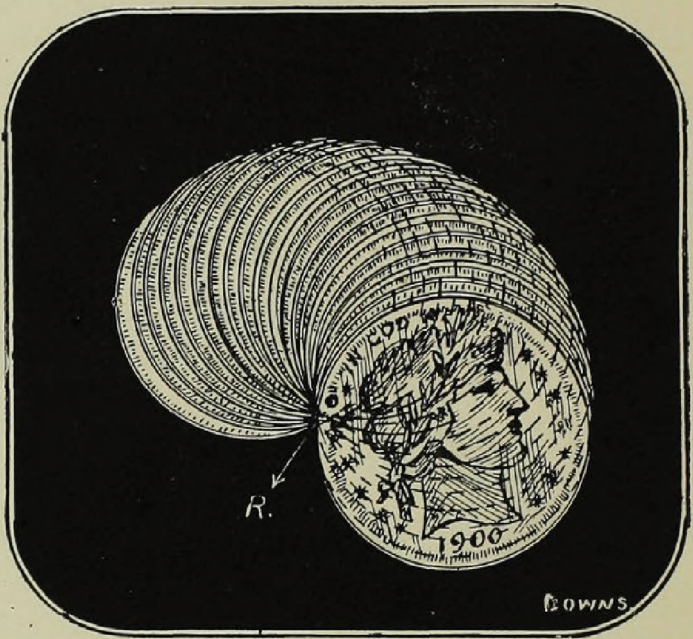


Fig. 38

dummies. Borrowed coins are now taken in the right hand and apparently placed fan-wise in the left hand, but in reality he places the previously palmed dummy there, and while calling attention to his left hand the performer pockets the coins and palms the duplicate dummy, then back-palming it to show both sides of the hand empty. The rest will be obvious to the reader. The borrowed coins can be reproduced in the next trick, but hundreds of methods of producing coins will occur to anyone giving the matter a little attention.



## QUADRUPLE COIN.

A borrowed coin is placed on an ordinary plate and immediately is increased to four.

Three coins are secretly attached to the bottom of a plate with soap. The borrowed coin is received on the plate. The hands are shewn empty and the plate shifted from one hand to the other, during which a coin is removed and palmed between the fingers. The coin on the plate is now rubbed round the same and the palmed one is placed alongside it and both shown. Repeat until the coin has increased to four.



GOLD *versus* SILVER.

Two silk handkerchiefs are passed for examination, and six knots tied by spectators in each of them. The handkerchiefs are now hung from a ribbon passing between two chairs (*see Fig. 39*). Six rings and six silver coins are borrowed and placed in a pistol. The audience are now asked which they prefer, gold or silver. On receiving a reply, the performer asks which handkerchief they desire the metal to appear in. The performer now shoots at one handkerchief and then at the other, and requests a spectator to remove the handkerchiefs from the ribbon and open the knots, whereupon in each of the knots is found a ring or coin, according to which handkerchief the knot belongs to.



Two handkerchiefs are passed for examination, also two small bags, one labelled "Gold" and the other "Silver." In the "Silver" labelled bag coins are placed, in the other rings, and the strings drawn tight to close the bags. These are placed on a plate (the last person to place the coin or ring in closing the bags) held




Fig. 39.

Downs.

by an assistant who, on returning to the stage, substitutes two bags containing duplicate articles. He now retires and knots two duplicate handkerchiefs, which he vests, after placing rings in the knots of one and coins in the knots of the other. The professor, in the meantime, has the original handkerchiefs knotted. These he hands to the assistant, who pockets them, and hangs the others up instead in previously arranged places. The professor now places the bags in the pistol and asks which metal the audience prefer. Then he asks in which handkerchief they desire the articles to appear. On receiving a reply he shoots a pistol at the indicated article, and then, as he does not wish his pistol—a revolver—to be encumbered with the other articles, he shoots at the other handkerchief and unties the knots, letting the articles drop on the plates and then returns them to their owners. The audience has free choice of metals, but the handkerchiefs are forced in the usual way.



N.B.—Place articles in handkerchief one at a time, and knot it so that the article is inside of the handkerchief instead of being inserted in the knot only.

## THE TRANSMUTATION OF METALS.

A pile of gold and a pile of silver coins are each wrapped in a piece of paper and placed on separate plates, each then being covered with handkerchiefs. The handkerchiefs are touched with a wand and removed. On opening the parcels the silver has changed to gold and the gold to silver. Two paper tubes are now made and placed over each pile, upon removal of which the coins are found to have changed back to their original positions.

Over the silver pile place a bottomless gold dummy, and over the gold pile place a bottomless silver dummy. Take two small pieces of paper and paste the edges together, enclosing between the paper a piece of tinfoil. Wrap the gold pile in this paper and place it on the table. Wrap up the other pile in a plain sheet. Move the hand quickly over the first pile, which you pick up, and drop the other in its place. Look confused, &c., pretending not to know which is which, then tear the paper to expose tinfoil. Cover the plates with handkerchiefs after placing piles on them, touch with wand,



remove the handkerchiefs and papers, and reveal the coins (dummies). After exposing the tinfoil, keep that side of parcel to the rear, so that when the handkerchiefs



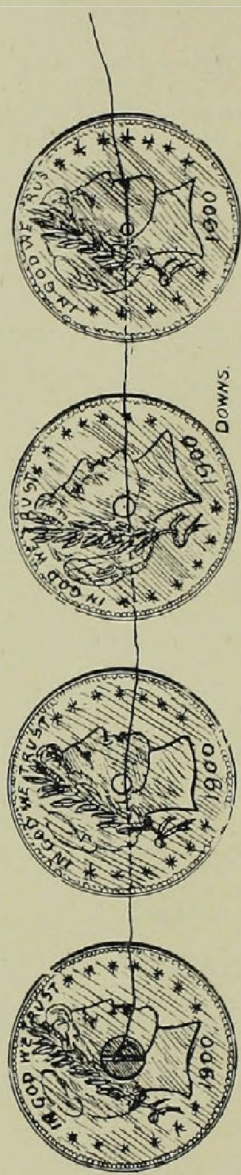
are removed, same will not be observed.'

Throw unprepared paper where audience can get it, so that they will think the second paper unprepared also. Now take two other pieces of paper and form them into tubes, and

double in the tops several times so that they will retain their shape (pinning them would not be a bad idea), and cover each pile with them. Touch the piles with the wand and remove the tubes with dummies, revealing coins in their original position, drop the " fake " on servante, and hand the tubes for examination. The author considers the above an extremely neat and effective trick, and no doubt the reader will add the same to his *repertoire*.

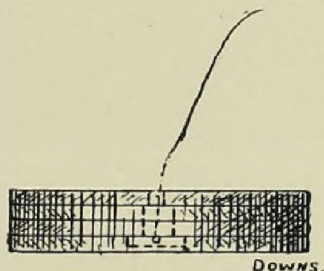
### VANISHING COINS FROM GOBLET.

Three or four coins are borrowed and dropped into a goblet, which is then covered with a borrowed handkerchief. On removing the handkerchief the coins have disappeared.



*Fig. 40*

Bore a 1/4-inch hole three-quarters of the way though a coin and solder a wire across the top of it. Bore 1/8-inch hole through the centres of two coins and a smaller hole through a fourth coin. Tie a thread to cross bar and thread 1/8-inch hole coins on, and then the smaller hole one (*see Fig 40*), and place a wax pellet on the loose end. Drop the coins in the glass (*see Fig 41*) and attach wax outside, and cover with handkerchief. Grasp thread through handkerchief, shake glass, and then remove them in handkerchief and drop on servante.



*Fig. 41.*

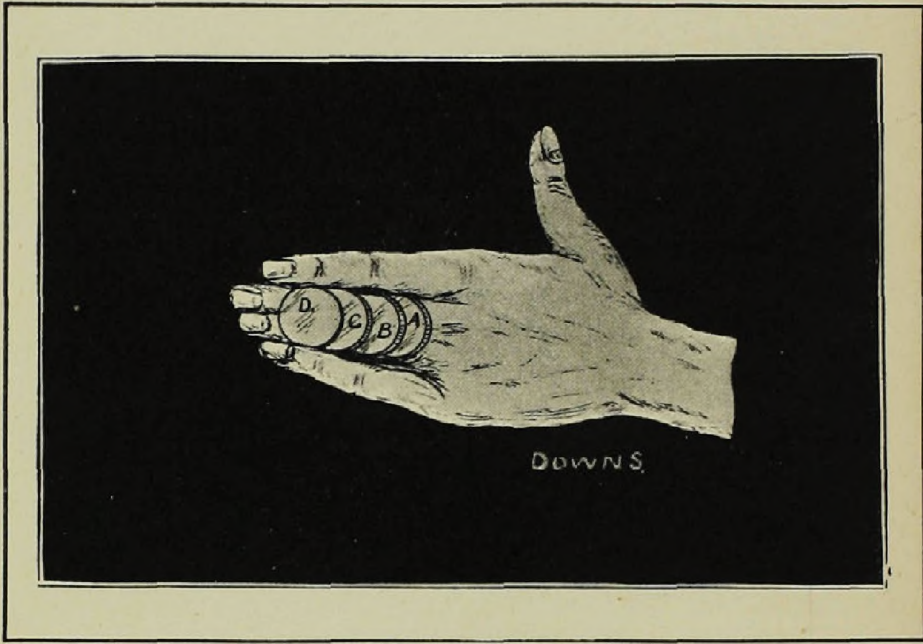


Fig. 42.

MULTIPLYING COIN  
(SLEIGHT-OF-HAND METHOD).

Performer borrows a half-dollar, which by rubbing slightly he causes to increase to two, three, four and then five half-dollars, which can be examined. On being returned he again rubs them, when all the coins excepting the borrowed one, vanish one at a time. Sleeves are rolled up and hands shown empty before and after the trick.

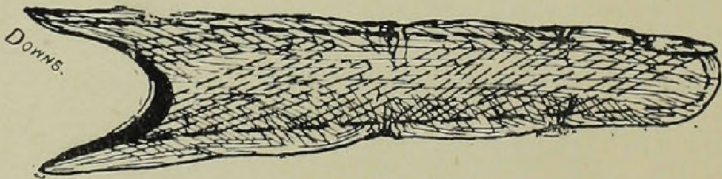
Four coins are secretly palmed on the back of the hand, as illustrated in *Fig. 42*. The borrowed coin is received in the right hand, the hands are then brought together and the coins A B C D are brought to inside of hands one at a time. They are then passed for examination, and, when returned, D is palmed and then C B A slipped underneath each other part way. Borrowed coin is now returned to owner and the four coins pocketed.



NEW COIN PRODUCTION FROM  
BARE HANDS.

Performer turns up his sleeves and shows both hands perfectly empty back and front, fingers wide apart (no coin holders, spiders, or false palms used). He then brings his hands together for a moment, without approaching his body, and immediately produces six half-dollars.

in explaining the *modus operandi* of this experiment the author has much pleasure in acquainting his readers with an entirely original and novel method of producing the coins. Recourse is made to the old shell finger used for handkerchief productions, &c. This is loaded with the well known " folding " coins (*see Fig. 43*), and placed in position on the right hand between the second and third fingers.



*Fig. 43.*

The hands can now, apparently, be shown quite empty, the addition of a fifth finger not being noticed if the hands are kept in motion. The hands are now brought together, the coins extracted and produced, the shell slipped back between the fingers again, or palmed, and both hands are once more shown empty.

The author has tried the above "fake" and found it practical in every way.





Fig. 44.

## THE MONEY-PRODUCING CIGARETTE.

While performing the Aerial Treasury the performer fancies a cigarette, so proceeds to take an amber tube out of case, insert a borrowed cigarette (if anyone will trust him with one) in it, lights it casually and goes on catching money in the air. Suddenly a half-dollar appears at the red hot end of the cigarette (*see Fig. 44*), at which the performer appears to be somewhat startled, but he quietly blows the coin into the hat and goes on smoking as calmly as before, the beauty of the feat being that his hands do not come near to the cigarette or holder during the whole time. This effect can be repeated as often as desired.




The above experiment, as doubtless many of my readers have conjectured, is a novel adaptation of the old half-dollar wand. The cigarette holder, although apparently an innocent piece of amber, is in reality a very neatly made money wand, with a hole large enough to take a cigarette, but the side turned away from the

audience is capable of sliding like a telescope as far as the end of the cigarette {see Figs. 45 and 46), and it is



*Fig. 45.*



*Fig. 46.*

when in this position that the tongue moves a little stud in the mouth and forces the coin to appear and expand apparently from the lighted end of the cigarette, By a reverse motion of the tongue the coin is made to vanish.

The above is quite a novel idea and the author trusts his readers who are on the look-out for something new—and what “ real ” lover of magic is not ?—will appreciate it.

## THE COIN OF PHOENIX.

A borrowed coin, the date of which is noted, disappears and reappears between the hands. It is then caused to adhere to the finger tip or to the wand, then it is rubbed between the hands, when it changes to a piece of paper upon which is found in writing the date of the borrowed coin. Paper is burnt, whereupon the coin instantly reappears from the ashes and is returned to the owner.



Fig. 47.

The borrowed coin is changed for a substitute and the latter handed to a spectator to examine the date, and the borrowed one pocketed. The duplicate coin is now changed for one with the edge cut so as to leave a hook as per Fig. 47, which enables the performer to attach it

to various places. While the coin is attached to the wand, reverse-palm a small piece of paper containing the date of the coin. Bring the paper to the palm and reverse-palm coin. Show date on paper, which burn, and bring coin to palm of hand, substitute this for second coin and hand to the spectator who noted the date.



## NEW MONEY-PRODUCING CARD.

Performer has a card selected from the pack, which he holds between the fingers of right hand, when suddenly a real half-dollar appears on the extreme edge of the same and then vanishes. This can be repeated *ad lib*, and would form a pretty addition to the "Miser's Dream."

*Fig. 48* will explain the secret of this effect, which is really an adaptation of the old money wand. On one card is glued firmly a brass slide, *B* (*see Fig. 49*), the end of which opens to allow the coin to pass out but shuts as soon as same is withdrawn (by means of springs). Another card is now glued on the top of the other one on all sides excepting at the corner where the slide opens, so that the coin can appear and disappear at will.



The card selected, which should be forced, is, of course, "changed" for the trick one, which after the trick is "re-changed" for the selected one to pass for examination.



Fig. 48.

## THE MARVELLOUS TRANSIT OF COINS.

Two glasses are passed on a tray for examination. The audience are requested to place a few coins in one of the glasses. Two hats and two handkerchiefs are now borrowed. A handkerchief is thrown over each glass, which is placed on top of a hat. The performer now invisibly abstracts coins from the one glass and passes them into the empty one where they are found.

An empty glass is loaded into one of the hats. A glass containing coins is now placed in the same hat, but no, the professor alters his mind, takes it out again, and places it in the other hat. In reality he has left the glass with the coins in the first hat, and brought out the empty glass which is now in the second hat. The original empty glass is now placed in the same hat as contains the glass with coins. The latter is now picked up and removed, the empty glass being nipped with the fingers and the hat turned upside down with glass on its side. The coin glass is now placed on the top of the hat, and the other hat turned upside down and the glass



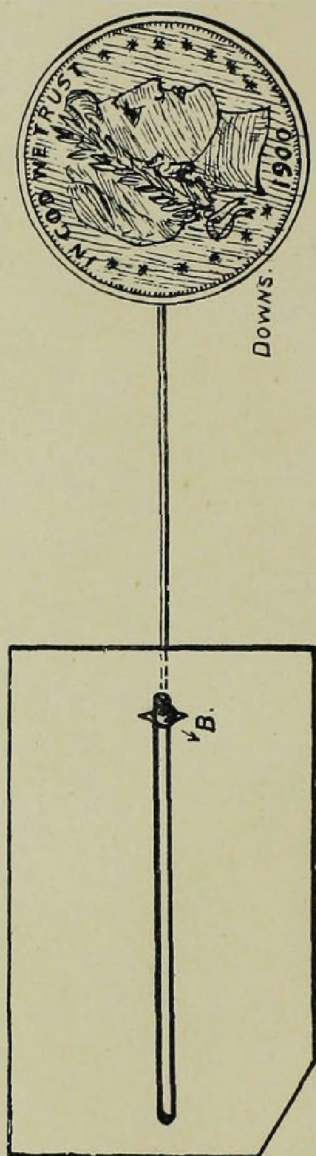


Fig. 49.

placed on the top. Coins are invisibly extracted from the empty glass and shown—any palm desired can be used—coins vanish from the hand and pass into the other glass. The handkerchiefs are removed from glasses when the change is seen. Hat with empty glass under is taken to a chair, and glass dropped on servante while picking up a silk handkerchief from the top of it. One hat is now brushed and placed on the table, while the other one is brushed. A silk handkerchief is dropped on the table and the hats and borrowed handkerchiefs returned to the owners.



## NOVEL APPEARING COIN.

Performer shows his hands empty and even allows them to be examined, yet upon rubbing them together a coin appears between them. This consists of a folding coin inserted in the end of wand, which is hollow, and covered with a piece of black tissue paper. After showing the hands empty, the wand is apparently pushed further under arm, in reality, however, the tube on the end of it is pushed so as to eject the coin which is palmed, the hands then being brought together and the coin produced.



## THE NEW CRYSTAL TARGET.

In the following explanation of the above trick the author begs to bring before his readers what he considers to be a decided improvement on the old glass frame, and which is well worth the attention of the most fastidious performer:—

Professor passes two panes of glass, 6 inches by 12 inches, for examination, also two rubber bands. He places the two glasses together and puts the rubber bands around them, so that they are pressed tightly together, and hangs them from a cord attached to two rods which have been previously inserted in the table top. He now borrows three or four coins, which he loads in a pistol and shoots at the glass, when instantly the coins appear between the *two* pieces of glass (*see Fig. 50*). The glass is removed from the cord and given to a spectator, who opens the same and removes the coins, which are returned to the owners. The glass, &c., can again be examined.



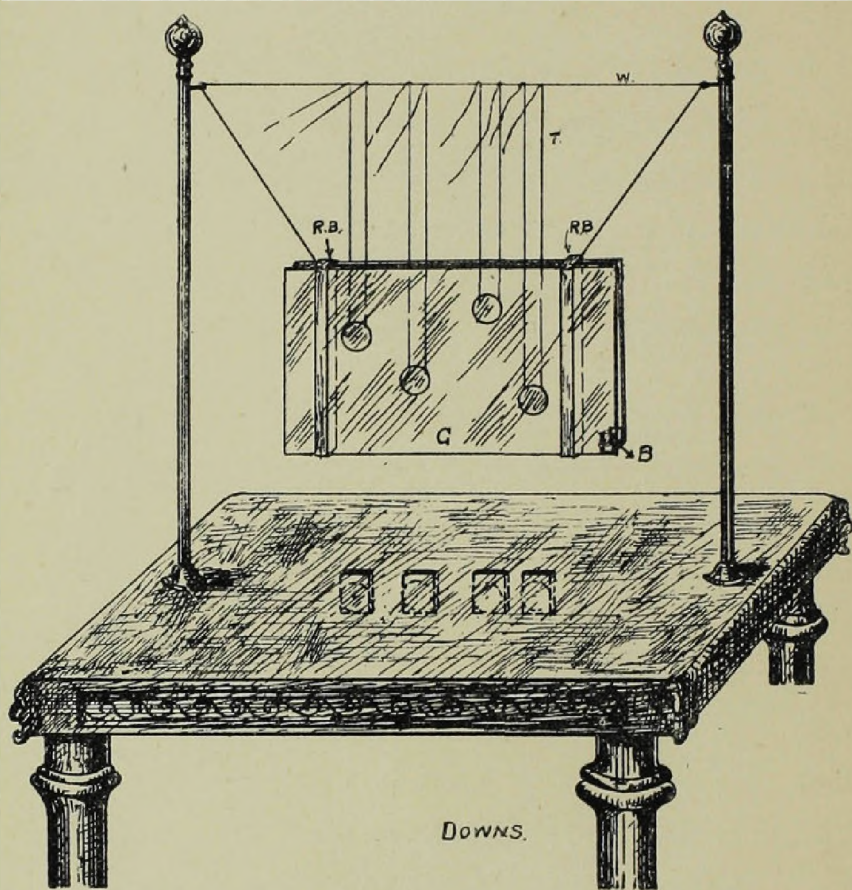


Fig. 50.

Two 6-inch by 12-inch glasses (G). Two rubber bands and a piece of brass (*see Fig. 51*) that will keep glasses



Fig. 51.

apart 1/2-inch, japanned black. Brass is placed between glasses at B so as to keep the bottom open. Make this as small as possible. Prepare coins as per *Fig. 52*, and

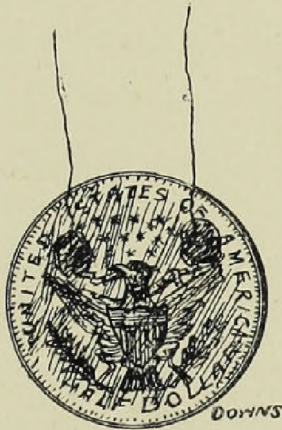


Fig. 52.


place in slots cut in table top. The cord passes in under the bands from the top of one rod to the other. Double threads to keep the coins from turning are attached by wax pellets to the coins, and then passed upwards in

front and over invisible wire—or to ceiling—to assistant. After the glass has been examined in the first place, one pane is placed in front of the threads and the other behind, both are now laid down and the rubber bands put on, and whilst doing this the brass piece is put in place. The pistol is, of course, of the familiar conjuring pattern, and at the moment of firing the assistant pulls threads causing the coins to suddenly appear between the glasses. Performer now removes glasses, the suspending cord being unhooked for the purpose, secretly getting rid of the piece of brass and brings the glasses forward, in the act of doing which the threads are drawn out, leaving the coins attached between the glasses with wax.

The above is an excellent stage illusion. The author has introduced it on several occasions, to the entire satisfaction of his audiences.



## THE FLYING COINS.



Six half-dollars are deposited in a small box by the spectators and the box placed in full view on the table. Performer shows his hands empty and applies, one at a time, two circular paper discs to the flame of a candle when, as quick as a flash, they are transformed into two half-dollars, which drop from the flame. A piece of paper is shown empty, also both hands. Paper is rolled into a cone and placed in claret glass. One of the coins now vanishes. Picking up the other it multiplies into two, one of which disappears. The coin again multiplies into two, the process being repeated until the one coin has multiplied five times and the six coins, which have in this manner been invisibly extracted from the box, vanished. On the cone being opened the coins are found therein. Same are replaced in cone, which is crushed and dropped into the glass held by spectator. Performer now causes the coins to vanish from paper and to appear in a previously examined envelope. On the envelope being opened five smaller ones are found therein and within the smallest are found the six coins.

The box containing the coins is substituted for a duplicate empty one. The best way to do this is to hold both in one hand, the empty one being underneath, the hand is now shaken and the coins heard to rattle in the uppermost box, which is immediately (apparently) placed on the table, though in reality you leave the empty one on the table. Now reverse-palm two coins in the right hand. Pick up the paper discs with the left hand and transfer one of them to the right, which applies it to the candle, and lets a coin drop. Repeat with the other disc. Multiply and vanish by reverse-palming at the back of the hand, by rubbing between the two hands, when the coin to be got rid of is palmed at the back of the hand on which they lay or by double-palming, &c., &c.

To place six duplicate coins in the cone, draw them from clip (*see "New Money Producing Candle"*) under the table top as you pick up the paper. Form it into a cone and leave the coins inside. For vanishing the coins from the cone an empty cone is crushed and palmed. Cone with coins in is taken in the same hand, crushed, and an empty one substituted and dropped into the glass.



The nest of envelopes has a tube into the smallest one through which the coins are dropped—*a la* “Ball of Worsted”—while the empty envelope is being examined. The original coins, of course, can easily be extracted from the duplicate box in your *profonde* or on *servante* preparatory to dropping into tube.

The above illusion, if worked up well, with attention to all details, makes a very striking drawing room feat. The author has performed the trick with great success.



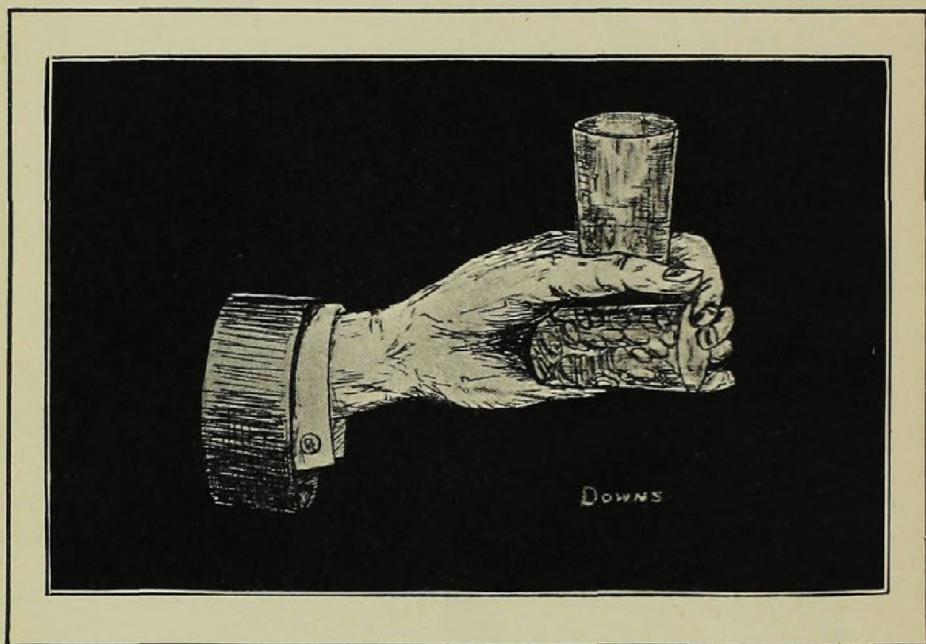



Fig. 53.

## THE "DOWNS" GOBLET OF MYSTERY.

An empty tumbler is covered with a handkerchief and placed on the table, a pile of coins disappears and is found in the tumbler when the handkerchief is removed.

Fill a small sized tumbler three parts full of half-dollars and crush a piece of newspaper in the glass on the top of them. Palm the glass in the left hand and take an empty tumbler between the thumb and first finger (*see Fig. 53*). Throw a handkerchief over the empty tumbler, and, while arranging it, seize the coin glass and turn it upright. Drop the hands and palm the empty tumbler, and seize the other with thumb and first finger—dropping the hands to hide the exchange. Take hold of the coin tumbler through the handkerchief and place it on the table, meanwhile pocketing the empty glass. Show the pile of coins and vanish by palming. Take hold of the centre of the handkerchief and paper, and remove both from the glass. Drop the paper on to servante, or else introduce the hand under the handkerchief and palm it.





*Fig. 54.*

## THE MYSTERIOUS CLARET GLASS.

The author here presents to his reader an entirely new, original and novel "Money Catching" trick, the beauty of the feat being in the simplicity of the apparatus used. An ordinary large size claret glass, which can be freely examined, is taken in the right hand (which has previously been shown empty) and held as in *Fig. 54*.



The performer now walks round the room or stage, and commences to catch half-dollars in the glass without the left hand approaching same. The coins are not only heard but seen to fall into the glass. The coins and glass can afterwards be handed for examination.

Grip the stem of the glass with the middle finger and palm a stack of coins on the last joint of third finger, the middle knuckle of which rests on the top of the foot of the coloured glass (*see Fig. 55*). Push one of the coins on the middle joint of the first finger and tip it up so that it falls on the thumb nail, which throws it upwards above




Fig. 55.

the glass into which it is caught. Repeat until all the coins have been similarly dealt with. The right hand can first of all be shown empty by means of the new "Change over Palm," described on page 69.

The author recommends the above experiment as being (provided it is practised well) a very good illusion, which can be performed in a small room without anyone ever dreaming where the coins come from.

### MAGNETIZED COINS.

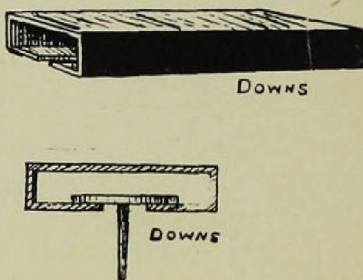
Performer lays a number of coins on his arm so that they overlap each other. He now makes a few magnetic passes over them, when instantly they become firmly attached to each other and may be lifted as if made of a solid metal bar. A few more passes and the coins become as movable as before. This trick can be used in connection with any coin feat where a quantity of coins are used, and will be found extremely useful in



various ways. *Figs. Nos. 56 and 57* will explain the secret. A "T" shaped flange soldered on the tops of the coins just slides into a similar shaped groove in the bottoms of the coins.



*Fig. 56.*



*Fig. 57.*

## THE DEMON GOBLET.

Performer shows a crystal goblet empty and has it examined, yet a number of coins appear in it one at a time.

Palm a number of coins in the right hand, pressing them against the wand which you hold in the same hand. Close the two middle fingers against the pile (*see Fig. 58*). Take the goblet in the left hand by the stem. Raise the end of the wand upright, at the same time pushing a coin with the thumb against the first finger. Make a downward stroke with the wand, at the same time allowing the coin to escape from the fingers into the glass, its flight being hidden by the movement of the wand. Repeat until all the palmed coins are in the goblet.



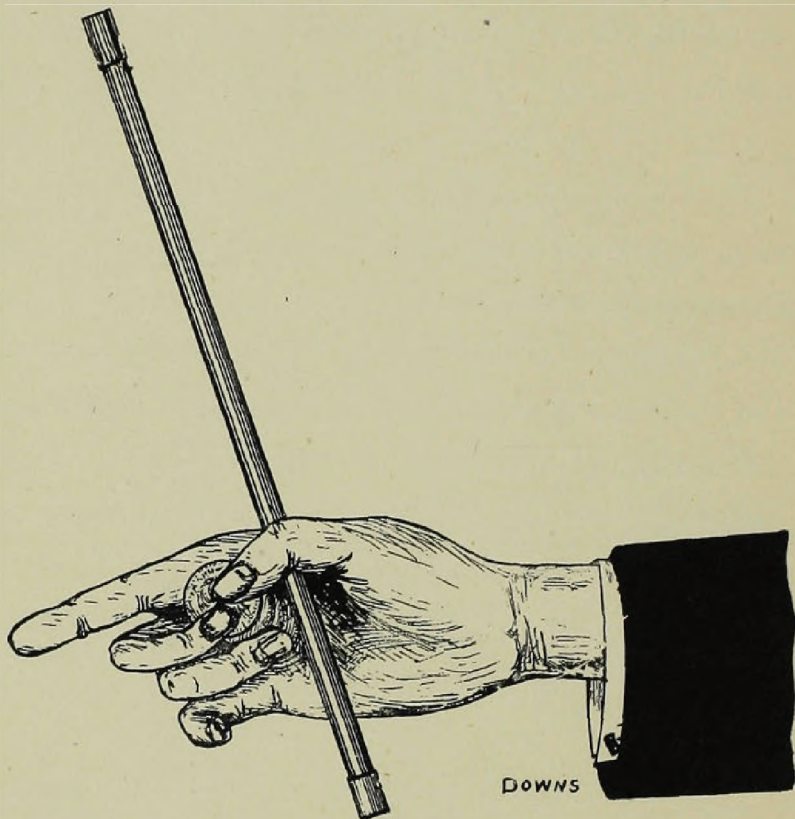


Fig. 58.

## THE SILVER QUESTION.

Performer, after showing both hands empty, calls upon his banker to supply him with funds, when instantly a pile of 30 coins appears in his hand. Being for the moment like Oliver Twist, and asking for more, another pile appears, while upon making a still further request a third stack comes into view. The performer requests his banker to transfer two of the piles to his pocket. On this being done he rubs the remaining pile between his fingers and the same gradually decreases in size until it becomes a silver powder, which upon being fanned vanishes.



*Figs. 59 and 60* will give the explanation of the principal secret of this novel experiment. After the sleeves are turned up and the hands shown perfectly empty, the "load" is picked up from any convenient place with the thumb through the loop, so that it remains on the back of the hand. The hands are then brought together and the stack brought inside and the cross threads discarded. One, two and three shown after each

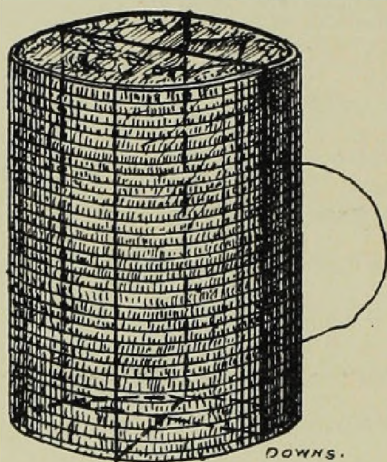


Fig. 59.

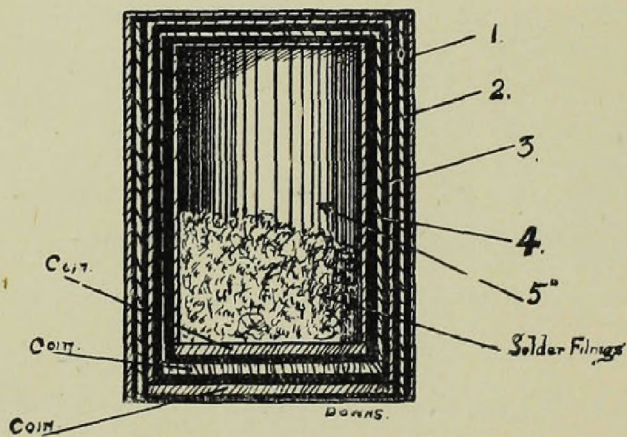


Fig. 60.

other, then one and two put together, palmed and pocketed. Both ends of three shown and coin which keeps lower end of tube closed—wax on it—transferred to the opposite end and four shown while you discard three in *profonde*, or on *servante* while picking up the wand to touch pile with. Repeat with four. Now transfer coin on five to top, palm and leave filings in left hand, pick up fan, getting rid of “fake” at the same time, and fan left hand, letting the filings drop slowly on the floor.

*Second Method.*—Omit coins from three and four and palm the “fakes” from one to five inside of each other in right hand, and discard one after the other while picking up the fan.



*Third Method.*—In this way of doing the above trick you must be provided with two “fakes,” one fitting over the other and the two then just fitting over a stack of real coins. Three stacks are then produced in the course of the trick, the two “dummies” vanished and the real coins can be used in another experiment.

## HANDKERCHIEF AS MONEY PRODUCER.

Performer borrows a handkerchief, rolls up his sleeves, shows his hands empty both sides and strokes the handkerchief, when instantly a number of coins drop from it. This can be repeated several times.

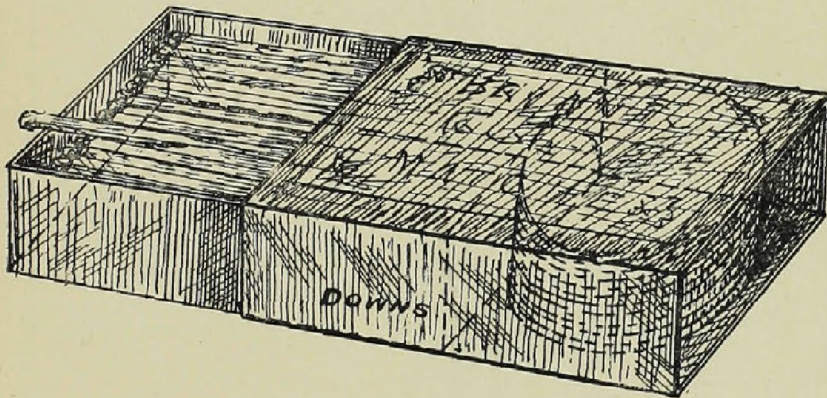
Handkerchief is borrowed and then thrown over the back of a chair, and the sleeves rolled up. On picking up the handkerchief, a money tube made of white material, with watch spring mouth, is picked up with it. On stroking the handkerchief, the ends of springs are pressed—*à la* “Shower of Sweets Bag”—and a few coins allowed to drop out. This movement is repeated until all are produced. The hand is now inserted in the handkerchief, and the tube backpalmed by means of a catgut loop fixed to it, and the handkerchief returned to the owner.



## NEW MONEY-PRODUCING CANDLE.

Performer, after showing his hands empty from both sides, abstracts a number of coins from a previously examined candle, and again hands candle for inspection.

Candle is unlighted when passed for examination. Performer, on its being returned, takes a match from a partly opened box, as per *Fig. 61*, where it will be seen



*Fig. 61.*

the end of the box is loaded with coins, and in the act of closing the box the coins are naturally forced out into his hand and palmed. These are then produced, apparently from the dame of the candle, and while this is being




Fig. 62.

done he palms another pile from the vest which are also produced. He now moves the table nearer the audience, and at the same time removes a pile concealed in a clip underneath the table top (*see Fig. 62*) which he also produces, and finally palms another pile from the vest which he likewise catches from the flame, again passing the candle for examination.



THE DEMATERIALIZATION OF THIRTY  
COINS.

The following experiment the author considers to be one of the prettiest in the whole range of coin conjuring. The effect is as follows :—

Twenty-five to thirty half-dollars are borrowed and marked by spectators for identity. The coins are now placed in an examined glass tube (a blown cylinder open at one end) just large enough to receive them. The latter is now corked and sealed by one of the audience, and is then held by him under cover of a handkerchief. The spectator holding the cylinder suddenly becomes aware of the fact that the same is getting lighter and lighter, and upon removing the handkerchief the coins are found to have entirely evaporated from same, and may be produced from his pocket or elsewhere at the option of the performer. The tube and cork remain intact. No confederates, &c.



To bring about the above effect you must be provided with two blown glass tubes exactly alike in appearance. One of them, however, has a minute hole in bottom, and is filled with quicksilver and corked up tightly. The

cork also has a minute hole drilled through it lengthwise. When the borrowed coins have been placed in the examined tube the same is adroitly exchanged for the duplicate (the quicksilver through the glass giving exactly the same appearance as the coins), and it is this one that is sealed by audience. Now, under cover of the handkerchief, the performer places over the bottom of the cylinder the mouth of a rubber tube, at the other end of which (in your *profonde*) is a bag made of the same material. Now upon slightly scratching the wax from over the hole in the cork, the air rushes in and forces the quicksilver gradually out of the tube, thereby making it tighter by degrees. The rubber tube is now secretly replaced in the pocket and the cylinder handed for inspection, during which the performer has ample time to get the coins out of the original glass tube (now in pocket) palm them and reproduce them where he pleases.



The above trick affords considerable scope for comedy, especially when the tube held by spectator becomes lighter, the effect appearing to him to be that the coins are really melting. It is not at all a difficult feat to accomplish and if presented in a pleasing manner produces a beautiful effect.

## COIN PASSING THROUGH A TABLE, &amp;c.

A coin is borrowed and the hands are shown perfectly empty otherwise. The coin now flies from one hand to the other, through a table, &c.

Palm a duplicate on the left hand two middle fingers, borrow one and pass it to left, so that it comes in front of substitute, which you push with thumb so that both come together and look like one. Now take them between the first finger and thumb so that they look like one coin and pass them from one hand to the other, exposing both palms empty. Finally, take the coin between the tips of the middle fingers and thumb. Then as you pass the "coin" to the left hand, push only the inner one into left hand, sliding the thumb over the front coin, which palm on thumb. The left hand now contains the substitute, and the right one the borrowed coin. You can now pass the coin from hand to hand, &c. Finally, again combine both and show as one.



The above is a very useful sleight and the author recommends it as creating, after a little practice, a perfect illusion.

## THE CRYSTAL COIN LADDER.

The trick now about to be described and known among magicians by the above title was, the author believes, invented by the celebrated prestidigitateur Robert Heller. The author performed it for some time, but, owing to its exhibition by many imitators, he has discarded it and leaves it to the other "Coin Kings" and "Queens," some of whom are now performing it. Being purely a mechanical trick, it does not, of course, require much practice, but if presented in the manner herein described it never fails to produce a good effect.

*Fig. 63* shows the "Ladder," from which the reader will get a very good idea of what it is like. The "steps" in the ladder are glass slabs, the metal work all being of polished brass, with a nice gold fringe around the top, which gives it a beautiful stage appearance. The mode in which the author presented the trick was as follows:—



Six half-dollars were borrowed, together with an ordinary silk hat. The hat was suspended at the bottom of the ladder, as in the engraving. The coins




Fig. 63.

were now placed in a glass tumbler, which was covered with a handkerchief, and placed on the top of the ladder. The performer now remembers that he intended to place more than six coins in the glass, so proceeds, as in the "Miser's Dream," to catch a few in the air, which vanish from his hands and are unmistakably heard to fall into the tumbler (still on top of the ladder and covered with handkerchief). The coins in the glass are now commanded to pass *one at a time* from the top to the bottom of the ladder, which they do, falling from one glass slab to another till they reach the hat at the base of the ladder. The tumbler is now taken down, still covered with the handkerchief, which the audience remove, when the coins are seen to have vanished, and upon the hat being examined there are the coins. The six half-dollars originally borrowed are then handed back to the lender with thanks. Now for the secret :- :—



The top of the ladder is in reality a box containing the mechanism of the illusion. At the rear is a kind of drawer, into which six duplicate coins (or as many more as you intend using) are placed. Now upon an assistant

in the wings pulling a cord, one of these coins is let through the top of the ladder on to the first glass slab, the latter being arranged so that, when a coin drops on to it, the coin immediately slides to the lower edge and then drops on to the next slab—this being repeated until the coin has reached the hat. One of the vases, apparently only placed on the ladder for ornament, is a trick one. A few coins are previously placed in the bowl of this vase and upon an assistant pulling another cord a piston rises, making these coins jump up and fall again. This latter effect is to produce the sound of the extra coins being invisibly passed into the tumbler. The glass used is first of all filled with water to prove that it



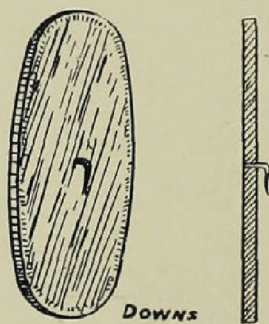
is a genuine one, but in the act of throwing the water away, it is dropped on a servante behind a chair, and a duplicate one brought away, no one having the slightest suspicion that it has been changed if it is done neatly. The duplicate is devoid of any bottom. The borrowed coins are now dropped into this glass, which must be held on the palm of hand in a slanting position, so that the coins drop on side of glass, thereby sounding as though the glass was quite an ordinary one. The tumbler is now covered with a borrowed handkerchief

(the coins being palmed) and placed on the top of the ladder. The artist now pretends to have made a mistake in the number, and catches one at a time at the finger tips the coins he has already palmed, which vanish by means of the pass. The assistant pulls cord number two and coins are heard (apparently) to fall into the glass. Now command the coins to pass into the hat, which, of course, they do. Next remove the hat, turn it over on a plate, letting the duplicate coins fall out, but allow one or two to slip on the door. In picking these up, mix with them the borrowed coins (which it will be remembered are still palmed) and take to the spectator who lent them. The tumbler is now taken down, the handkerchief removed, and if the former is held firm on the palm, not one in a thousand would ever dream that it was bottomless.



## THE TRAVELLING COIN.

For the purpose of the above trick it is necessary to obtain a very thin imitation half-dollar, through the centre of which a tiny hole is bored. Now push a pin half way through the hole and solder it in this position. Cut away the " head " end of the pin and bend the pointed end over to lie flat on the coin (*see Fig. 64*). Now



*Fig. 64.*

glue on the back of the coin a piece of cloth the same colour as the coat worn by the performer, trimming it off neatly round the edges. Paint the shiny edge of the coin all round with black paint.

The coin prepared in the above manner is now placed on the table, black side up, the magic wand lying in front of it. In the act of taking up the wand the artiste palms the coin. He then borrows a half-dollar from a member of the audience, takes it in his right hand (which is also concealing the faked coin). He now transfers the borrowed coin, apparently, to the left hand (in reality it is the faked one), placing the borrowed coin with the wand on table. (So that the audience cannot see the coin on the table it is dropped behind some other article over which the wand is laid.)



The performer now shows the faked coin, placing the finger over the pin when so doing to prevent it being noticed. He now lifts his right arm high, puts the coin with the left hand against the elbow of the right, fastening it here with the pin, the black side, of course, being outwards. Now he pretends to take it in his right hand (it is of course firmly attached to the right sleeve) and go through the same movements on the left sleeve. Then he goes through a number of imaginary passes and eventually shows both hands quite empty. The wand is now picked up, together with the borrowed coin, and the same is produced at pleasure.

The above idea admits of so many variations that the author has described it very fully. A similar idea might be very well employed in the " Miser's Dream," by having some coins similarly prepared attached to various parts of the body, which could be palmed off invisibly and eventually produced as if from the air.



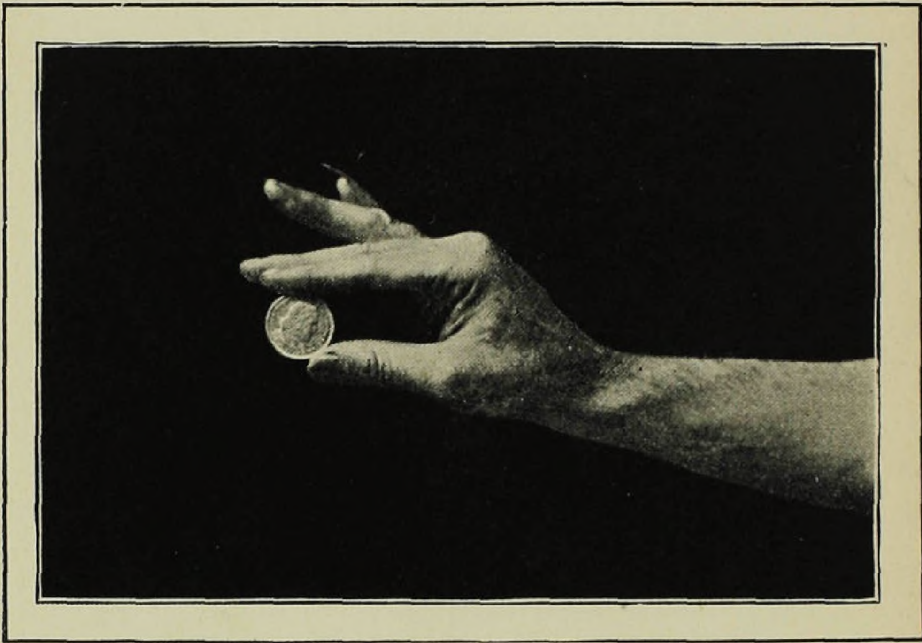
## THE SIXTEEN TO ONE SILVER TRICK.

In this trick the author explains his original method of producing 16 coins, one at a time, from a borrowed one, the hands first of all being shown empty.

The method of effecting the above, which the author believes to be one of the best productions extant, is as follows :—

Palm 16 coins in the right hand in the same manner as in *Fig. 34*. Now receive the borrowed coin in the left hand and proceed by means of the new “change over palm” described on page 69 to show both hands otherwise empty. After the audience is convinced that nothing is concealed in your hands, take the borrowed half-dollar as in *Fig. 65*. The left hand now slowly passes over the right, under cover of which pick up a coin from the palmed lot, with the aid of the second and third fingers of right hand, and place it behind the borrowed one, the effect to the audience being that the





*Fig. 65.*

left hand has simply passed over the right. To add additional effect the left hand can again pass over the right and then with the tips of the first finger and thumb remove the hindermost coin, it appearing to the audience that same was actually pulled out of the borrowed coin, this is of course repeated with the remainder.

A quarter of an hour's practice, after the "picking up" movement has been acquired will be sufficient to prove what an effective "production" the foregoing is.

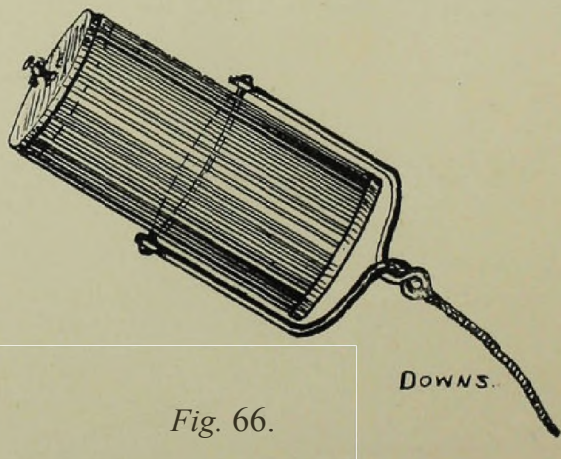


## THE FUSIBLE COINS.

The performer takes one or more coins between his fingers, when they melt and the molten metal flows out of his hands. When it has again solidified, he takes it into his hand and converts it into metallic vapour, which is seen to issue from between the fingers. Then he catches with his empty hands in the smoke clouds and produces the coins in their original shape.

To perform this trick it is necessary to be provided with:—


(I) A little holder (*see Fig. 66*) about the size and



*Fig. 66.*

shape of the well known pull cup used for causing the change and disappearance of a handkerchief. This holder which is also attached by means of a rubber cord to the back of the vest, is divided in the middle, opening at either end. One end is provided with a rubber cork in which a tube is inserted, provided on the outside with a little tap. This small holder is filled with mercury. The other end is first of all rinsed out with hydrochloric acid and a little cap fitting on same is similarly prepared with liquid ammonia. The cap is now placed on. The two chemicals combining form a vapour,

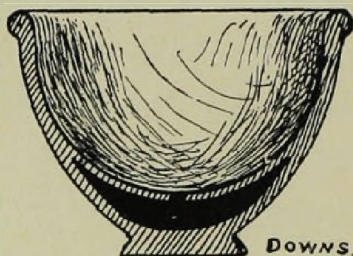
(2) A small metal basin (*see Fig. 67*) really consisting



*Fig. 67.*

of two parts, the outside one being deeper than the other, which has a minute hole in the bottom, so that a vacant

space is created between the two. (See Fig. 68 which gives a section of same).



*Fig. 68.*

The performer commences the trick by passing the coins apparently into the left hand (really palming them in the right) which passes backwards and forwards over a lighted candle on the table, the right hand meanwhile getting rid of coins noiselessly on servante. Under cover of the movements of the left hand over the candle, the right hand obtains possession of the holder from the right sleeve. Performer explains that the coins are by this time melted. Hands are now placed together, taking care that the presence of the "fake" is not detected. The little tap is opened and the mercury allowed to escape through the fingers into a glass beneath. The tap is now closed and the "pull" allowed to fly back up the sleeve. Performer now exhibits the mercury in the glass,

stating that it is the silver of the molten coins. He now says that he will convert it into its original rough solid state and for this purpose pours it into the little bowl before described, which is placed for good effect, if possible, on a piece of ice. If no ice is available make use of a fan.



The mercury of course at once disappears through the tiny hole in false bottom in the bowl. This done, the performer, under pretence of showing how the process is being accomplished, grasps the bowl, at the same time secretly inserting a lump of Wood's metal, which melts at about  $68^{\circ}$  C. This might be introduced before the mercury is poured in, the precise method employed, however, being immaterial so long as it is inserted undetectably. After a time he turns out the same on to the table.

“ You seem inclined to think that I am merely telling “you a pretty story, ladies and gentlemen. Please look “ for yourselves. Here you can see the erstwhile molten “ metal is quite solid ” (he taps the table with the lump, showing in the meantime the empty bowl). “ If you “ think it not the same you have just seen in its liquid “ condition I shall be only too pleased to show you that

“you are mistaken by performing the experiment in  
 “another manner. Now watch me closely. I place the  
 “ lump into a glass filled with water and put it on a  
 “ tripod, over which I place a wire gauze. Now I warm  
 “ the water by the aid of this spirit lamp. A short period  
 “of time will be adequate to melt the silver before your  
 “gaze in the transparent glass.” (He now pours out  
 carefully the hot water—letting the liquid metal out on  
 to a sheet of paper, the paper is not charred by it),



“This peculiar change in the properties of  
 “the silver, which has usually rather a high  
 “ melting point, has been brought about by  
 “ my magic touch. Meanwhile, as you all can  
 “ see, the metal has again become solid matter.  
 “ The paper is absolutely undamaged. I shall now pro-  
 “ ceed by taking this solid lump in the left hand (really  
 palming it in the right) and hold it over the candle in  
 “ this manner.” (The right hand meanwhile gets down  
 “ pull,” turns it round, so as to get the smoke end facing  
 the front, the hands are now brought together, smoke cap  
 removed and smoke allowed to escape through fingers,  
 “ pull ” released and allowed to go back into sleeve).  
 “ As you can see, ladies and gentlemen, the trans-  
 “ formation is now an accomplished fact. The metal,

“ having first of all changed into a liquid state, has now  
“ been turned into vapour. The coins would be lost for  
“ ever if I waited until the fumes disperse, so all I have  
“ to do is to catch at the vapour and here we have a  
“ coin, here another” (and so on, until all have been  
produced). “ Here we find the coins have now returned  
“ to their original condition, none the worse for their  
“ mysterious travels.”

The mode of producing the coins is as follows :—

The left hand (left side facing audience) makes a grab in the air, the right hand at the same moment palming from the pocket the correct number of coins used. Now make a half turn to the left, the right hand grabs at the smoke, the two hands come together and pretend to knead the vapour into its proper shape and then show one coin. This is repeated until all have been “ caught.”





## CHAPTER V.

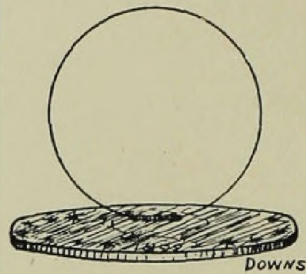
---

### MECHANICAL DEVICES FOR PERFORMING "THE MISER'S DREAM."

**I**N this chapter it is proposed to describe all the latest devices (most of which have emanated from the fertile brain of Mr. John Hamley, of Messrs. Hamley Bros.), invented to imitate the author's methods of palming with coins. First of all will be explained a number of mechanical coins, each being so constructed that the "Continuous Back and Front Palm (without, of course, the additions, *i.e.*, opening of fingers, &c., as described on page 39) can be performed with comparative ease.

The author intends, in the first place, to describe what he considers to be one of the best coins of the above description, inasmuch as the performer can casually throw same in the air or from hand to hand,

even at close quarters, and defy detection. *Fig. 69*



*Fig. 69.*

explains the manner in which the coin is prepared. A wire loop, large enough to easily encircle the middle finger, is attached to a coin by means of a minute hinge. This latter arrangement admits of the loop being laid flat on the coin (*Fig. 70*), in which position it is



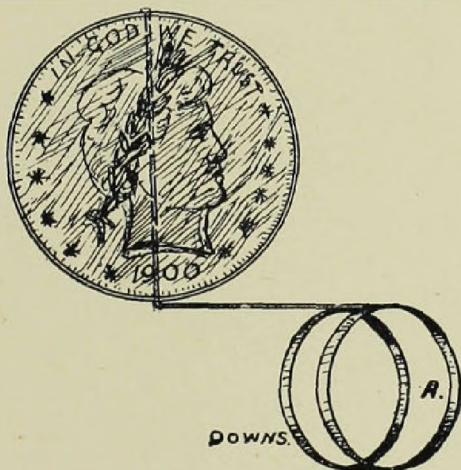
*Fig. 70.*

absolutely invisible even at close quarters. The coin is now placed on the extended fingers of right hand, the loop being slipped over the second finger. It will be

found that the coin can now be swung invisibly to the back of the hand, and again brought to the front with great ease.

The author specially recommends anyone not inclined to devote sufficient time to practising the sleight-of-hand method to purchase one of these coins, as the back palm can then be executed in a few minutes.

The next coin to be described, coming within the above category, is that depicted in *Fig. 71*. Two thin



*Fig. 71.*

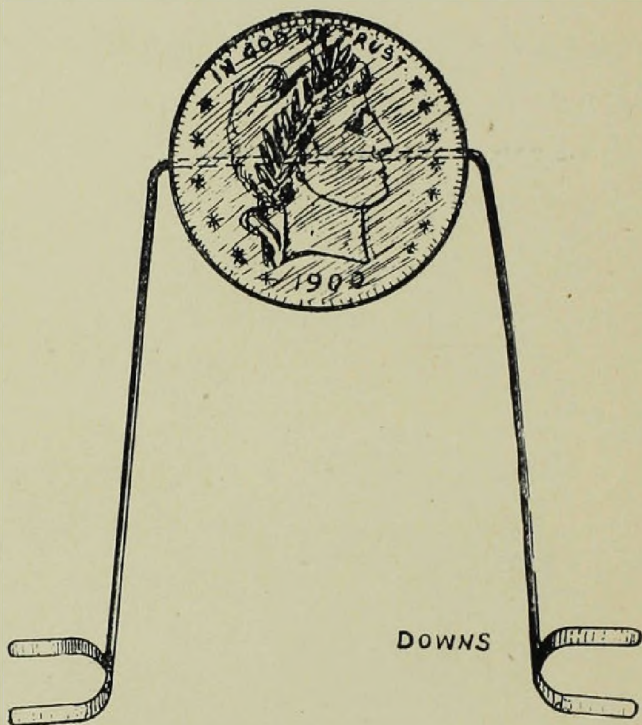



Fig. 72.

coins are first of all brazed together with a spindle, running freely through same (shown by the dotted line in the illustration). Attached by a piece of wire to this spindle is a flesh coloured arrangement which, in reality, consists of two rings of just sufficient size to fit on the first finger. The finger is placed through the rings or loops in such a manner that the coin lies almost at the tips of the two middle fingers, which, if brought down under the coin, in a similar manner to that described in *Fig. 2*, cause the coin to revolve and disappear to the back of the hand. To bring it to the front again the movement is simply reversed.

Another single coin "fake" for performing the Back and Front Palm is that depicted in *Fig. 72*: A A are two hooks for clipping the knuckle ends of the first and fourth fingers, attached to which is a wire (B) running from edge to edge of the coin. When the apparatus is placed in proper position it will be found that the reverse palm can be easily executed.





*Fig. 73.*

Coins somewhat similar to the above, but having the two hooks attached to the spindle, immediately flush with either side of the coin (in this case, of course, the hooks fit the top joints of first and little fingers) are to be obtained, but the effect produced is not so good.



The coin next to be described is the invention of Mr. William J. Hilliar, and is an improvement on the foregoing, inasmuch as the fingers can be spread open. It consists of two thin coins, brazed together, through which runs a piece of fine elastic, which admits of great extension. The elastic terminates on either side of the coin in catgut loops, which fit over first and fourth fingers. The ordinary reverse palm can now be accomplished, but when it is desired to show nothing between the fingers, all that is necessary is to push down the coin with the two middle fingers into the palm



which grips it tightly, the elastic, of course, stretching sufficiently to admit of this (*see Fig. 73*). When the back of the hand is shown to the audience the elastic is completely hidden by the first and fourth fingers. To

show the front of the hand the coin is simply released

from palm when it flies to finger tips from whence it is transferred to the back of the hand.



The author specially recommends this coin as he considers it to be the best adaptation of the " Spider " idea that he is acquainted with.

Innumerable other mechanical coins, invented for the same purpose as the foregoing, are to be obtained from Messrs. Hamley Bros. The author would recommend a purchaser to obtain two, or even three different coins, as he can then use the one that suits him best, some of the devices being far more suitable for one person's hand than another.

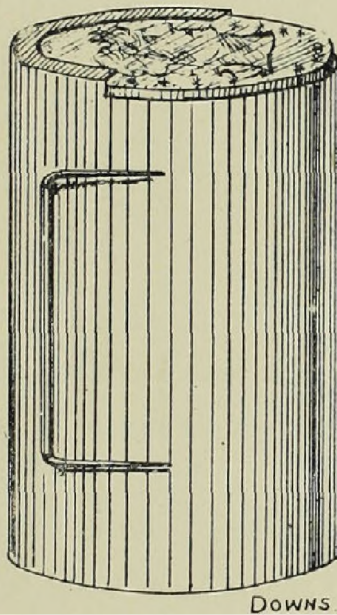
Either of the above mentioned coins can be used for imitating the author's feat of passing a coin through the knee, but in this case, of course, one must be attached to each hand.



A great number of "coin holders" are used in different ways by Magicians, enabling them to deal

easily with a large number of coins. The holder now about to be described is used for the purposes of getting the first stack of coins on to the rim of the hat, and subsequently into the hat for the purpose of dropping one at a time, the sleight-of-hand method of which is explained in Chapter II.

*Fig. 74* shows the appearance of the holder which is



*Fig. 74.*

constructed on the principle of the well-known sovereign purse, the top being attached to a spiral spring which can be depressed, but immediately resumes its original

position. It is obvious, therefore, that if a coin is removed another one immediately takes its place. Soldered to the holder are two hooks to attach same to the lining of the hat, thereby enabling the performer to remove the left hand, if desired. In the opinion of the author the hooks are rather more bother than use, as, for instance, in the act of removing the holder from the pocket, the hooks are just as likely as not to catch in something. The holder should be painted a dead black thus considerably minimising the chances of its being observed.

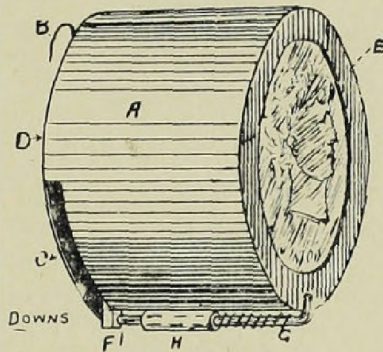


While on the subject of hat "fakes" the author will now describe an exceedingly ingenious piece of apparatus. It is so constructed that, during the performance of "The Miser's Dream," the artiste can at any moment (by making use of this apparatus) show both hands empty, and to alleviate any suspicion that the coins drop into the hat from the left hand, the hat can be held on the palm of the hand. Notwithstanding this, coins can be caught in the air with the right hand and thrown



apparently into the hat, same being distinctly heard to fall. This can be repeated a number of times.

The piece of apparatus necessary for producing the above effect is that depicted in *Fig. 75* : A is a holder



*Fig. 75.*

made of brass, the capacity of which is sufficient to hold easily six half-dollars. To the bottom plate (D) of same are fastened two tiny hooks (B) which enable the performer to suspend same wherever most get-at-able, for instance, behind coat tails; c is a slot extending in front of the bottom plate (D) to the middle of the holder. The slot is big enough to allow the insertion of one half-dollar at a time into the holder. Opposite to the bottom plate (D) is the bottom (E) of the holder, which is

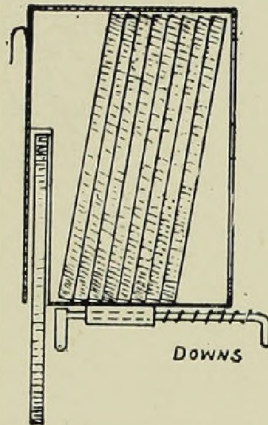
provided with a hole sufficiently large to admit the easy insertion of the tip of the middle finger. The first coin to drop rests in front of the slot (c), and to prevent it from dropping prematurely, a lever (H) is fixed below the holder, sideways to the slot (c). The lever is pushed forward and turned round so that the little metal clip (F) of same enters the slot (c). A spiral spring fixed to the lever (H) has the effect of drawing the lever back, so that as soon as the metal clip (F) enters the slot (c) it is held in position by the spring.



Provided with the above the performer goes hat in hand among the audience, allowing them to inspect the hat. While this is being done he indetectably obtains possession of the holder from wherever it was secreted, and as he returns to the stage he manages to fix it into the hat by hanging it on both hooks (B) to the leather rim. He now presses down the hook (G) of the lever (H) thereby opening the slot (c). To prevent the coin laying in front of the aperture (c) from falling out now the hat is slightly tilted, so that the coins rest on



the bottom (E) (*sec Fig. 76*). He now places the hat in



*Fig. 76.*

this leaning position on his left palm, so that the coins are still retained in position. While making a grab in the air for a coin the performer slightly tilts the brim of the hat towards the audience, causing all the coins in the holder to fall against the bottom plate (D). The first coin is prevented from dropping yet by the weight of the remainder of the coins, just when the artiste has apparently caught a coin and throws it into the hat, the latter is slightly tilted backwards to its former position, causing the coin nearest to D (being released from the pressure exerted by the other coins) to drop

into the hat — the other coins ranging themselves against E (*Fig. 76*). The above movements are, of course, repeated.

Although this is a mechanical piece of apparatus, a good deal of practice is necessary to enable the performer to produce a perfect illusion. It will be found that, if the hat is tilted too far or not just far enough, the coin will not drop. Any sleight-of-hand performer, however, will find no difficulty in working this “fake” by following the foregoing instructions.



The next piece of apparatus to be described, while not invented for the purpose of imitating the author's sleights, is interesting, inasmuch as it admits of rather a novel effect in “The Miser's Dream.” While performing the money catching a coin is seen suddenly to appear on the extreme rim of the hat from whence it is removed and thrown into the hat. This can be repeated *ad lib.*



The apparatus consists of a brass hook which just fits on to the rim of a hat. Attached to the hook by means of a hinge is a steel clip, in which the coin is previously inserted (*see Fig. 77*), This is secretly placed in position

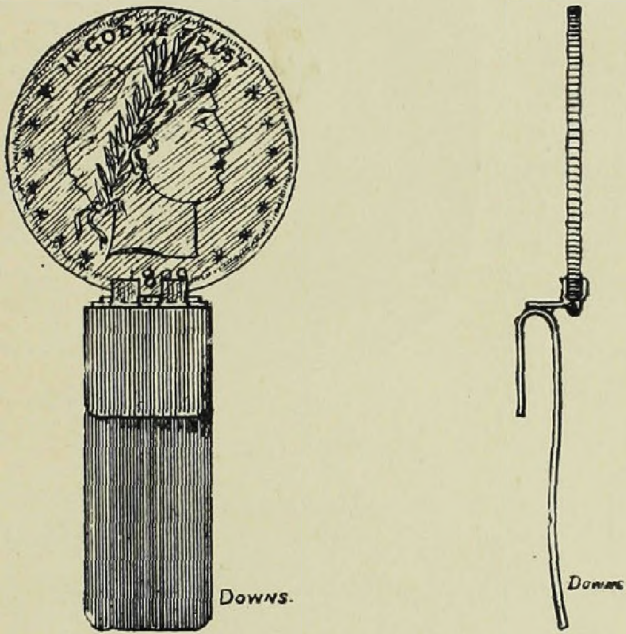
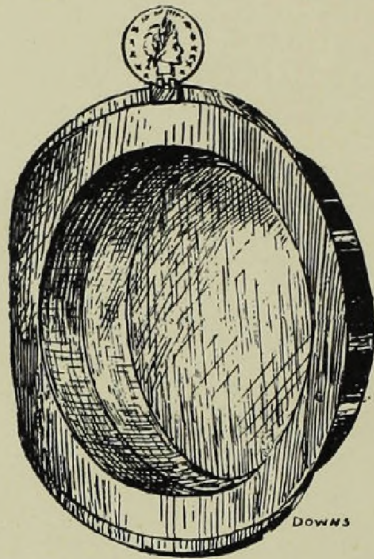


Fig. 77.

on the hat, and by giving same a tilt in the direction of the audience, the coin is swung up into view as in

*Fig. 78.* It is now apparently taken in the right hand



*Fig. 78.*

(in reality folded back again) and a palmed one dropped into the hat to produce the necessary illusion.


Many appliances have been invented to enable a performer to palm a large number of coins, the best of which, the recent invention of Mr. John Hamley, is that

depicted in *Fig. 79*. It consists of four coins, two at



*Fig. 79.*

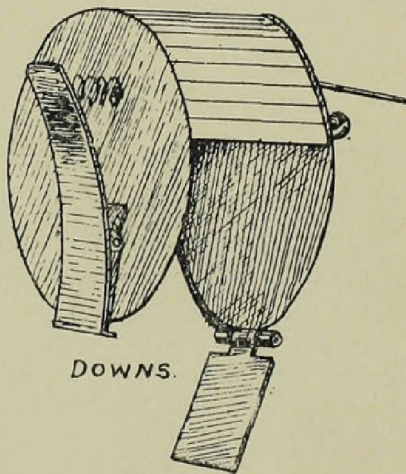
each end, brazed together, and through which runs a piece of narrow, but strong elastic. This piece of apparatus is lying amongst the coins on the table, and in the act of gathering them all up, the rest are worked in between the rubber until same is quite taut ; see *Fig. 80*, which shows about 50 coins between the rubbers.



*Fig. 80.*

In this condition the stack is exhibited to the audience as an unprepared pile of coins. The pass can then be easily made, and the coins apparently vanished. When the performer desires to reproduce the coins, say from under the vest, the two ends of the "stack" are pressed tightly and the second finger exerts a pressure in the middle of same which causes the coins to separate and fall in a shower, thereby convincing the audience that same are unprepared.

An exceedingly useful, and at the same time novel piece of apparatus, designed to enable the performer to indetectably and instantaneously obtain possession of a number of coins, is that shown in *Fig. 81*. It is attached



*Fig. 81.*

to the pants, by means of a safety pin soldered at the rear, just under the vest, having, of course, been previously filled with coins. Now, at the moment when the artiste desires the coins he casually lets his hand drop to the bottom of his vest and his wrist presses the clip attached to the spring, thus releasing the bottom strip of metal which allows the coins to escape in a pile into the performer's hand.

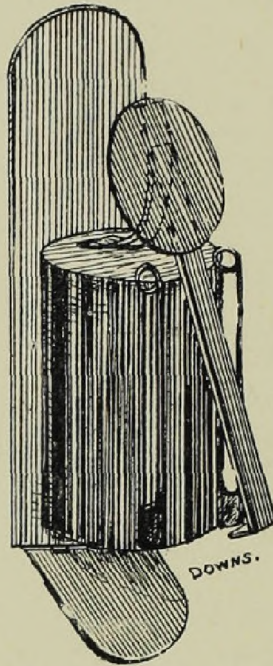


With a little practice it will be found that the above is a most unique and certain method of invisibly getting hold of a quantity of coins. It would be very useful during the performance of "The Miser's Dream," and, in fact, is suitable for use in any coin trick where a quantity is manipulated.

Fig. 82 depicts another adaptation of the above idea, designed by Mr. William E. Robinson, This holds more coins than the preceding one, from 20 to 25, and upon the plate A being pressed the whole stack of coins drops noiselessly into the hand.



A "very" mechanical method of causing the appearance and disappearance of a coin is described in



*Fig. 82.*

*Figs. 83 and 84;* A is a flesh-coloured metal finger top, which just fits over the middle finger, with the coin attached to it by means of hinged wires hanging on the back of the hand. The front of the hand is now shown empty, and the coin swung round to the front when the back can be shown, then again the front, and the coin then swung round and produced.

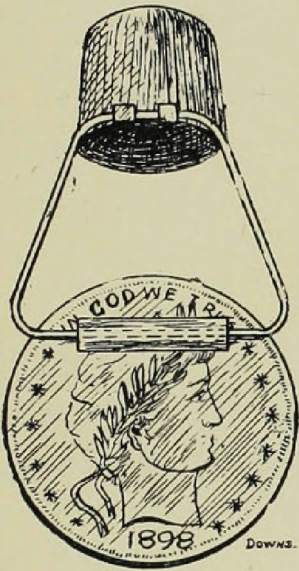


Fig. 83.

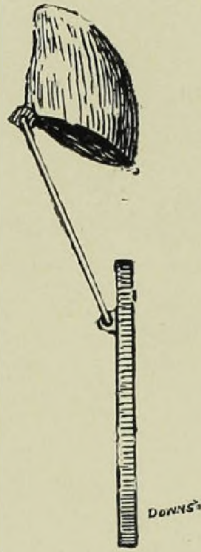


Fig. 84.



## CHAPTER VI.

---

### A FEW ADDITIONAL COIN TRICKS.

**T**HE Author has not included the following in the chapter devoted to miscellaneous coin tricks and combinations, for the reason that some of same have been described from time to time in the conjurer's journal, "Mahatma." As this book, however, is intended as a complete manual of the art of conjuring with coins, the Author feels that same would be incomplete if some of the following excellent tricks and sleights were omitted, hence the reason of their reproduction in these pages, which is by the courtesy of the very able editor (Mr. W. G. Peterkin) of the journal above referred to.

A really good idea is that embodied in the first trick to be described under the above heading and called

#### THE COIN OF MERCURY.

To perform this trick you require two tumblers, whose inside diameter at the bottom is the same as the coin to

be used, a jug of water, a glass disc that fits nicely into the bottom of the tumbler, a sheet of newspaper, a book about the size of a small dictionary, and the piece of apparatus illustrated below. Show the tumblers and fill them with water to show entire absence of preparation; empty the water out and give them for examination. As you walk back to the table palm the glass disc.



Now borrow a coin from the audience and insist on its being marked. Place it inside a handkerchief, but as you do so, change it for the glass disc, request a volunteer to hold it over one of the tumblers and at your command to drop it in ; he does so, and the sound of the falling glass exactly resembles that of a coin. Attached to the back of the book is the apparatus mentioned above. Unperceived drop the coin into the fake.

Next pick up the book and carelessly run over the leaves, taking care, however, not to pull the thread accidentally—the best way being to hold the pin in place with your finger. Next place the book on the table, and set the

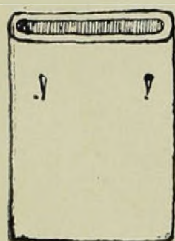


second tumbler upon it. Your pretence of desiring to cut off all communication gives you an excuse to form a cone of the newspaper, with which you cover the glass, taking care, however, that the cone overlaps book and fake, thus allowing room for the coin to fly into the glass. Experience will teach the correct position, which you will understand is very important. Having done this you may now announce that you will, cause the marked coin to leave the tumbler held by the gentleman in the audience, and pass into the glass standing on the book. While you are talking, secure the thread. A slight pull releases the spring, and the coin is thrown into the air and falls into the tumbler.

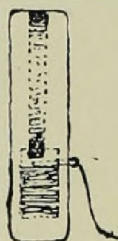
Uncover glass held by gentleman and show that coin has vanished. The previous wetting was done for a purpose, as the glass disc is thereby caused to adhere to the bottom of the tumbler, thus enabling it to be turned upside down. Next remove paper cone from tumbler on book, and to the astonishment of the audience they behold the marked coin. Palm off the fake and give



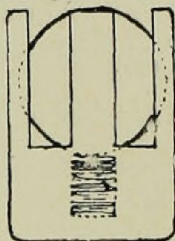
the book for examination. With attention to details, and careful working, this has a startling effect.



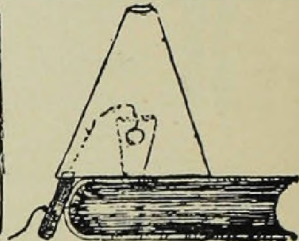
*Fig. 85.*



*Fig. 86.*



*Fig. 87.*



*Fig. 88.*

*Fig. 85* is the fake proper, with two tiny hooks to attach same to book. *Figs. 86* and *87* show side and front views respectively, of fake with coin in place, spring pressed down and held in position by tiny pin. *Fig. 88* shows entire working of trick, and imaginary flight of coin, after thread is pulled to release the spring.

## THE COIN CORNUCOPIA.

The performer calls attention to a piece of newspaper, and makes a cornucopia of it, and places it in a glass that is on a common dinner plate that is upon your table. Rolls his sleeves up, showing nothing concealed in sleeves or hands. He then picks up from his table a half-dollar and passes it inside the cornucopia, which he has shown empty, this he continues to do until he passes four coins, or any number that he wishes to, and upon opening the cornucopia four half-dollars fall upon the plate from the inside of the cornucopia. How it is done: In the first place the cornucopia is made from a piece of newspaper that has already been prepared in the following manner. The newspaper is doubled over making half the size of the paper, the sides and top are pasted together to resemble one piece of paper; but before doubling over you paste two or three pieces of tissue paper four inches square in the centre of paper, making four separate pockets, so coins do not rattle, and you leave top of the pockets open, in which you place your coins before the entertainment, as many as you



wish to use, being careful when picking up the paper to make the cornucopia not to let the coins fall out. Now have a dozen coins on your table, and the first one you pass inside the cornucopia you really palm it, keeping it in the hand, or, if you wish to show your hands empty, pocket it, the second one in the same manner, making as much of a noise as you can with the coins when you pick them up, the third coin you pick up, you again lay it on the table to assure your audience that as your sleeves are rolled up it is impossible for it to disappear up your sleeves, and as your hands do not come in contact with your person the coin must actually pass inside at your command. This time you make believe you pick up the coin, rattling them as though picking up one; then call their attention to the fact that by passing it from one hand to the other it gradually becomes smaller, until it has really vanished, and when you take in consideration that you had nothing in your hands to commence with—a very easy matter—but to the audience a very clever piece of work. The fourth coin you merely palm, and when you open the cornucopia you drop it with the three you have already





in it upon the plate. The reason for using the plate to place the glass upon is simply to make a noise dropping the coins upon it.

### THE OBEDIENT COINS.

After the performance of "The Miser's Dream," the following diversion is excellent:—

The attention of the company is directed to an empty tumbler which lies upon its side upon the table, mouth towards the auditorium. The glass is then placed upright, and several of the coins, which have been so magically gathered from the air, are ordered to fly into it. They not only obey the command, but they are seen to shoot into the tumbler, out of which they are then poured. The secret is this: The coins have a small hole drilled through their centres, also the glass has a hole drilled through its bottom; likewise the table has a small hole where you stand the glass. A strong, knotted thread is passed through the coins, thence into and through the tumbler, and finally the end is carried



down through the table, and out to a concealed assistant. The coins rest upon the servante of your table, directly behind the glass. A vigorous pull upon the thread will cause the pile of coins to fly visibly into the glass, and the same pull will break the thread, leaving them in a condition to be readily poured from the tumbler.



## THE COIN AND PAPER TUBE.

The performer takes a small piece of paper, making a round tube of it, which he secures in the middle of the stage by a ribbon fastened to each side of it, which suspends it there.

The performer, standing anywhere upon the stage, produces a coin, and throwing it up into the air it passes through the tube, falling upon a plate placed on a table underneath the tube. As the coin falls through upon the plate it can be seen and heard all over the house. The explanation is that in the tube, when making it, you place a coin-dropping apparatus that can be secured at the magical dealers. A thread or wire runs through one side of the ribbon that holds the tube, and is fastened by a hook while attaching the ribbon to the tube, and when your assistant pulls the string it releases one coin at a time, and after the experiment is finished you take down the tube showing it empty, palming off the box. A good way to secure it, when making the tube, is when your assistant brings out the card-board on a waiter's tray, which, although



innocent enough looking, has a double bottom that you have your box in with a small wire attached to it, so when lifting up the cardboard your finger goes through the loop in the wire, bringing the small box back of cardboard, and when you make the tube you have it already inside. You make the tube of cardboard to fit exactly the coin box inside, and have a catch attached to the ribbon so when you fastened it to the tube it also clasps the little box inside, holding it suspended. A small ring fastened to the thread or wire running through one side of the ribbon slips over a catch which liberates the coins.



## AN OLD TRICK IMPROVED.



Our readers will probably recall the following very puzzling trick, which made its appearance a few years ago. A sheet of brown paper was laid on the table, and an ordinary tumbler was inverted upon it. Beside the tumbler, and on the brown paper, was laid a ten-cent piece, and, a borrowed handkerchief being thrown over the tumbler, any person is asked to set the tumbler over the ten-cent piece. Now, upon raising the handkerchief, the ten-cent piece (which should be under the glass) had vanished. The secret consists in the fact that a round disc of paper, of the same sort as that on which the tumbler stood, was neatly pasted on the mouth of the tumbler, just covering it. Of course, when under cover of the handkerchief, the tumbler was set over the dime, the paper disc covered and caused it to apparently vanish. Now, this is the new version of the trick. Use plain white paper, and when you come forward with the glass, holding it with the bottom towards the audience, and the paper end against your shirt bosom. The glass



will thus appear devoid of preparation. However, there is the disc of white paper on the mouth of the tumbler, but this does not show against your white shirt bosom. Now, behind this disc, and against it, you hold with your finger a penny, and when you set the tumbler bottom up on the sheet of paper, there will be under it a penny, but it will be invisible. Now, you make an ordinary paper cone which just fits over the glass, and is open at the top. Then you borrow a penny, and dropping it in the top of the cone it is plainly heard to fall on the bottom of the tumbler. You now command the penny to pass down through the tumbler on to the paper. Upon lifting the tumbler in the cone, the penny appears on the paper. Now you replace the tumbler, and command the penny to come back on to the bottom of the tumbler. This time you raise only the paper cone, when the coin is found to have disappeared from the table, and is on the bottom of the tumbler.



## A GOOD COIN TRICK.

The performer borrows a half-dollar, and taking it in the hand and bending the left arm, pretends to rub the coin into the left elbow. The coin drops on the floor, but he picks it up and tries again. Again it drops, and again he picks it up, but this time with the left hand, when he takes it apparently with the right, but really, by means of the drop, leaves it in the left hand. The fingers recommence the rubbing of the elbow, as though they still held the coin; but meanwhile the left hand, which is brought by the bent position of the arm closer to the neck, drops the coin inside the performer's collar, to be found at pleasure. Meanwhile the performer continues the rubbing, presently removing the fingers, and showing that apparently the coin has passed into his elbow, both hands being empty.



## TO TELL DATE ON BORROWED COIN.



This is one of the very best parlour tricks in existence. Performer, whilst blindfolded, desires spectator to hand him a half-dollar, which he, performer, simply drops on the table, instantly naming the date on same.

To commence the trick you have a duplicate coin, the date of which you are acquainted with, palmed in the right hand, and as you take borrowed coin between finger and thumb exchange it for the palmed one in the act of throwing same on the table. You now state the date on the duplicate, which, upon being examined, is found to be correct.

This method is rarely, if ever, detected, and produces a sensation.



## ENTIRELY NEW PASS WITH TWENTY-FIVE COINS.



This is a most excellent pass, and, the Author feels sure, will be appreciated. Twenty-five coins are placed in the left hand, and the right shown empty. Right hand now strokes left, which is opened, and coins have disappeared, same being produced by right hand from wherever desired.

Stand with the back of left hand facing audience. The coins are apparently placed in the left hand, which closes, but in reality are stacked on the outside of fingers, being supported by the little finger of left hand. Right is now shown empty and passes over left, during which movement the coins can very easily be palmed off into right hand without a sound or suspicious movement being made. Left hand is then opened and shown empty, coins being produced as fancy dictates. Five minutes' practice will suffice to show what a really brilliant move this is.

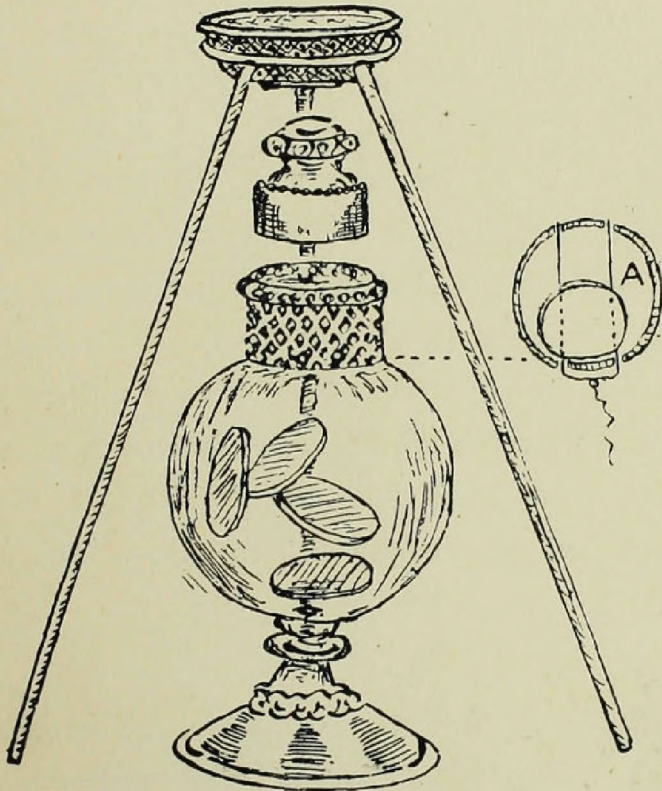


## THE NEW GLASS COIN JAR.

The following will be found a pretty and effective little trick worked either with a coin show or by itself. A pretty glass jar containing a silk Union Jack or other flag is brought on and placed on table, the stopper is removed and thoroughly examined. The flag is taken out and laid on table, and the jar held horizontally by the top and bottom and looked through by performer to show no trickery. Jar is replaced on table and stopper put in, and the whole covered with the flag. A silver tripod, with ring at top to receive dish, is next placed over jar. Four coins are now placed into a glass dish, and placed on top of the tripod. On removing flag the coins are seen and heard to fall into the jar and to have left the dish on tripod. Dish, tripod, and jar can now be thoroughly examined. Now for the solution. In each side of neck of jar, which is roughly cut so as to be opaque, are drilled two holes, through which is pushed from one side to the other a U shaped piece of wire, twisted at the base so as to make a tiny ring, to which



is fastened a piece of fine thread (the same length as the distance between the opposite corners of flag), the other end of thread is fastened to a corner of the flag, and this corner, together with the whole of the thread is stuffed into the jar through the space A, the opposite corner of



flag only being allowed to stick out of the top of jar so as to be at hand. The coins are now placed on the wire and hidden by the corner of flag. The jar can now be shown round, the coins being kept steady by the first finger of left hand. Now place jar on table, still keeping first finger of left hand on coins, and draw out the flag quickly with the right hand, which proves indirectly that nothing is concealed in the neck of the jar, and having taken up jar horizontally by both ends and looked through it, place stopper in and cover with flag, the corner with thread attached hanging at back. Place tripod in position (one leg in front). Show your four coins and throw on table, take up glass dish, which is also roughly cut, and, holding at back of table, sweep the coins, one at a time, into another glass dish on servante, and place empty dish on tripod. The rest is easy.



Remove the flag slowly, and immediately the last corner is drawn off the coins are seen and heard to fall into jar. For stage purposes, the wire can be pulled

out by assistant, in which case the jar would not be covered. The object in using the flag is two-fold, viz., that it is a means of introducing some good patter, and serves the object of concealing the presence of the thread by its dazzling colours. (The coin jar as above can be obtained of any first-class dealer in magical apparatus.)



## THE WINGED COIN.

The effect of this splendid piece of magic is as if you had passed a marked half-dollar from a distance into an uncorked bottle, whose neck was so small that the bottle must be broken to get the coin out. In appearance it is as follows: Any gentleman is invited to assist you, and is seated in a chair in the centre of the stage, facing the audience. You take an empty soda water bottle (one of the round end variety) and, standing it upright upon its head, you ask him to steady it with both hands so that it does not fall. Now you borrow any half-dollar, and have it marked by the owner; taking it in your right hand, you, in full view of the audience, make as if to throw it towards the bottle. The sound of a falling coin is heard, and upon your bidding the gentleman to take down the bottle and shake it, a half-dollar is seen to be within. You take the bottle down to the audience and turning it over it is seen that the neck of same is smaller than the coin. You now step to your table, and taking a hammer break the bottle over a small box, and picking up the bottom of the bottle you pass it con-



taining the coin to the owner, who identifies his coin.



The secret is this: You have two bottles, one of which is prepared in this manner: the round bottom is sawed off, and a half-dollar placed in it, and the bottom cemented on again. On the back of the chair (which is solid) is fastened a little wire bottle rack, in which the prepared bottle is placed beforehand. Beside this little rack is a cloth bag, and as you step up behind the seated subject to place the bottle upon his head, you rapidly drop the bottle into the bag, and, with the same motion, bring up into view the prepared bottle, which you place upon his head, with the request that he hold it. As the bottom is round, the coin cannot be seen from a distance, and the same reason also necessitates his holding on to it, else it will tumble over. After vanishing the coin by palming, you request him to shake the bottle, which he does, and the coin is seen to be in it. It is then shown that the neck is too small to admit the half-dollar, after which you hold it over a box containing sawdust and break it. You then pick up the bottom, and at the same time substitute the marked coin for the one that was first in it, and pass bottom and coin to the owner.



## NEW COINS AND DIE.

This is an improvement on a trick that is as old as our grandfathers, and explained in the first hooks of magic. No doubt our readers are well acquainted with the hollow stack of coins in which a small die or cork ball is concealed. The trick from time immemorial has been worked with either the English penny or American two cent piece. Now the use of a two cent piece is not advisable, for it is not an easy matter to borrow them from an assembly, and for a conjurer to take them from his pocket himself is bad taste and also suspicious. It is best to get a stack of ten half dollars, and the only real coin is the top one, the rest are the manufactured coins, for sale at a reasonable price by the magical dealers. Now over this set of coins make a shell to represent a like number of coins, the top being a real coin turned down thin and the rest of the fake a tube of German silver or brass silver plated and grooved and milled. The first stack of coins are each one single, but connected with a rivet through all of them, this allows them to be moved a trifle on each other which helps to



dispel any suspicion that might arise as to their genuineness. To prepare the trick place the shell stack over the first or hollow stack. For abbreviation's sake we will call it stack 1, the other stack 2 is the outside shell; both now look as one.

Inside of interior of No. 1 place a die or ball; we will suppose we have a cork ball. Now place over the open ends a real silver coin, and have this in a place of concealment easily got at. You now have a stack of ten imitation coins and one real one. Ask for a number of half dollars, starting by using one of your own, and after you have borrowed ten you place them on the table and then stack them up one at a time, counting them. Suppose now the fake coins are concealed in the left tail coat pocket. Pick up the pile of coins from the table in left hand, and remark that you will try to send the coins through the table, pretending to take them in the right hand, but really retaining them



in the left, strike the table with the right hand, and advance the left hand with concealed coins, under the table, as you do so allow the coins to escape from your hand quickly but singly into the left hand pocket, and grasp the concealed fake set. The pocket should be



double so the real coins can be dropped and not interfere with the conjurer obtaining the other set in portion of pocket, or this set can be in pants pocket. The falling of the coins in the pocket sounds to the spectators like the coins falling into the conjurer's hands after passing through the table. Bringing up the fake set he places them on the table, with real coin and open side of fake down. Again counting the coins as they set on the table, he remarks he has eleven instead of ten which is all he requires, he pushes away the bottom or real coin and places it in his pocket and takes out a little cork ball placing it on the table. Taking up a piece of paper, he makes it into a little cap or cone to fit over the coins, but remarks that it fits too tight, he removes it and says he will use it to cover the cork ball, which he does; he then makes another cover for the coins and this seems to be all right. The coins and cork ball being covered for a few moments, the covers are removed and the objects are found to have changed places. This is accounted for by the fact that the cover first made and placed over the coins, and then removed carried away with it the



outside shell. In removing both covers afterwards, the hollow stack No. 1 is carried away with the cover, thus exposing the ball, and the other shell No. 2 is left behind covering the ball. While this change is being observed, the hollow stack No. 1 is allowed to drop into the hand from the paper cone, which is tossed carelessly on the table, and the fake dropped into the tail pocket, right hand side. Again covering shell No. 2 with the paper he picks up the cork ball and vanishes it by sleight. He now picks up the paper cone and carries away the shell with it, tossing paper on table, leaving however the shell in his hand, which he gets rid of, and passing the other hand beneath the table produces the coin apparently from under the same, really taking them from the tail pocket where they have been all along, innocent of what has taken place. Sometimes instead of shell No. 2 being of metal, it is made of silver paper and when carried away with the paper cone, both are crushed up and carelessly thrown away, but not where any one can easily pick it up before the conjurer and thus expose him.





## CHAPTER VII.

---

### INCLUDING OBSERVATIONS.

**U**NDER the above heading the Author intends giving magical friends the benefit of Iris experience, not so much as regards the actual working of tricks, but as to the correct method of presenting same to an audience. He is aware that a great deal has already been written on this all-important subject in the numerous excellent treatises on Sleight of Hand in existence, but he hopes that, at the least, these few remarks will prove interesting to conjurors.

The writer assumes in the first place that the reader will be performing one or more "sleights" or "combinations" described in the foregoing pages. This being so, the author advises the performer not to present the trick in detail as hereinbefore described. He should take the idea of a certain trick as his foundation, so to speak, upon which to build up his illusion. This will not be found at all difficult of accomplishment, but will, on the

other hand, probably create in the mind of the artiste a sense of originality hitherto absent. In conjuring, as in all other professions, originality stands pre-eminant as the root of success, and, unless the aspirant for honours in the magical world possesses a certain amount of absolute originality, the Author fears his chances of even making a respectable livelihood are very remote indeed.



When a particular performer introduces a new idea the same is immediately copied and imitated *ad lib*, but the imitators and copyists never do much, for the simple reason that they are looked upon as not possessing sufficient originality to produce a novel act.

Almost without exception all the imitators of "The Miser's Dream" that the Author has witnessed have, in the course of their entertainment, used his original patter, word for word. This can be excused in young conjurors starting up the ladder, but when certain performers, each with something of a reputation, not only perform the identical tricks, but use exactly the same *boniment*,



it certainly does not add to their reputation, but, on the contrary, undoubtedly does it injury.

The Author was present a few weeks since at one of the most popular places of entertainment in London, where a certain "greatest one that ever lived," &c., was "doing" "The Miser's Dream," with some of the additional effects described in this book, and for each particular experiment the performer spoke the exact patter as used by the writer during his extensive Palace Theatre engagement.



The Author does not wish to appear egotistical, but simply mentions the foregoing facts to show the amateur how a reputation is "not" made.

Aspiring coin manipulators and conjurers have the writer's best wishes for their success, and should one ever do him the pleasure of calling upon him in any city where he is performing, he will be only too pleased to give him any personal advice in his power. But he impresses upon them the fact that they must invent and



originate new ideas. Sit down and think, think, and think again, until an idea occurs to you ; then start to work to elaborate your idea, not only into a single trick, but, if possible, into a complete act. Cards, billiard balls, handkerchiefs, cigars, eggs, flags, &c., each are quite capable of being made into a whole act. What? ever your performance may consist of, endeavour to have as little as possible on the stage in the way of apparatus or preparation. In fact, the Sleight of Hand performer who appears on practically a bare stage stands much more chance of “ being taked about ” than the one who has an elaborate and even costly “ fit up.” The latter, of course, may be pleasing to the eye, but it always savours of mechanism. A plain stage with, perhaps, a single tripod *guéridon*, looks far more difficult for a conjuror to work upon than the “ boxed-in ” curtain arrangement, now so frequently adopted by performers.

Now, having originated a new act, the next thing for the performer to do is to practise and learn the proper manner in which to present it to the public. If the performer is at all “heavy” and too serious, no matter



how clever his dexterity is, the audience feel the same, whereas, on the other hand, if the artiste possesses a pleasing manner, fluent speech, and exhibits the appearance of being quite at home, doing nothing in a stiff or awkward manner, the audience likewise are pleased.



Of course, it will be said, "Yes, that's all very well, but enormous practice and public performance are essential to a perfect stage manner." This may, perhaps, be true to a certain extent, but, nevertheless, if the novice sets his mind on presenting an act in a certain manner, and always sticks to that manner, he will find that he will not have much further trouble about stage presence.

The conjuring profession is exactly like a business of any other description. It's the one that sells his goods in a proper manner that commands success. A grocer, for instance, may have a splendid stock of goods, but, unless he treats his customers in a proper manner, he fails. So it is with the conjurer.

He may possess the greatest possible dexterity, but, unless he can present same in an entertaining and interesting manner to the audience, his success is mediocre.



Many of the leading performers of the present day rely upon old tricks; confining their originality to the method of presenting same. Any readers who may have witnessed the excellent drawing-room entertainment of Dr. Byrd Page will, the Author feels sure, appreciate this fact. This gentleman presents, almost without exception, old tricks, but dressed in such new clothing that they are almost unrecognisable. Mr. David Devant is another celebrated performer who possesses a talent for modernizing and improving old tricks. Some other performers who have long since made their reputation rely simply on the old tricks, and never trouble about anything new.



The Author advises the young prestidigitateur to witness the performances of all the conjurers he can, and then not make the usual mistake and copy one artiste's particular style, but endeavour to initiate a style or manner of his own.




Horace Golden is one of the most successful American conjurers who has come to the "front" very rapidly in the past few years, and strictly on his merits. Mr. Golden, who is now hailed as "The Great Golden," owes his success to his original methods. Aside from his marvellous tricks, nature endowed him with a "funny dialect," which adds greatly to his success. Golden's "bag of-funny tricks" never fails to "make good" with all classes of audiences, as he has a peculiar and original style of his own. The writer has always admired Mr. Golden's performance, and predicts for him a great future in the magical world.





Another American conjurer and mystifier, who is now creating a sensation in Europe, is Harry Houdini. Mr. Houdini is styled the "King of Handcuffs," and justly too. Houdini has completely baffled the police authorities all over the world by releasing himself from all kinds of *handcuffs, leg shackles, and prison irons*. In Dresden, Germany, Houdini was locked securely by the police authorities with over 90 pounds of prison irons, and succeeded in releasing himself from all the locks in



less than eight seconds, returning all of the irons, &c.,  

*unlocked.* Houdini does not use "trick cuffs," and claims he does not use "keys" to unlock the locks. We understand that a certain dealer of magical apparatus in Germany (who by the way seems to be very jealous of the success of American conjurers) undertook to *unmask* and *expose* Houdini during his recent and most successful engagement in Berlin. This would be a very unprofessional thing to do, even if he was capable of doing it, but we are pleased to note that the alleged *expose* was a failure, and the man who would make a fool of Houdini only succeeded in making a fool of himself—a just reward.

Mr. Houdini's *piece de resistance* is the familiar "trunk trick." but he deserves great credit for making the exchange so decidedly quick—the Author has never seen the trick done so well—*another case of not what you do, but how you do it.* Of course, it naturally follows that Houdini has, and will have, *imitators*, notwithstanding his patents—but will the imitation be the same ?





The Author recommends all lovers of magic to read "Mahatma," an exceedingly clever little paper, published monthly, and devoted solely to the interests of magicians, jugglers, and shadowists. It not only records the doings and whereabouts of conjurers, but publishes excellent ideas and sleights which may be of great service in the working up of any combination. This paper, which is published in America, but has a great circulation in England and her Colonies, must not be confused with a recent publication issued to imitate and supplement "Mahatma" in Great Britain. A casual glance at both papers will enable the reader to instantly make up his mind as to which he shall subscribe.

The Author, in conclusion, would mention that his permanent European address is 4, St. Alban's Place, Regent Street, London, S.W., where he will at all times be pleased to hear from conjurors and coin manipulators, his idea being to become personally, if possible, acquainted with every magician in the world.



“ MODERN COIN MANIPULATION ” is now finished, and the “ King of Coins,” wand, or rather pen, in hand, makes his bow after presenting his first act as an Author, trusting that this work, which will be followed by an elaborate Treatise on all-round Sleight-of-Hand, embracing new Sleights with Cards, Eggs, Handkerchiefs, Billiard Balls, Cigars, &c., will prove a useful manual to all who are interested in *l'Art Magique*.

THE END.

# INDEX.

---

## CHAPTER I.

### T. NELSON DOWNS, "KING OF KOINS."

	PAGE
An appreciation and outline of his career by W. J. H....	1

## CHAPTER II.

### "THE MISER'S DREAM."

Description of the act	33
Continuous Front and Back Hand Palm	35
Latest improvements in connection with same	39
Method of getting first stack of coins into hat	45
The apparent "catching" of the coins	49
Passing coin through bottom of hat	51
Passing coin through side of hat	51
Coin thrown in the air and invisibly caught in hat	53
Manner of getting a second load into hat	53
Method for continuing the "catching" after second load is exhausted	55
Production of any number of coins at finger tips	59
To pass a coin through the knees	63
The "Elusive" Pass	65
New "Change Over Palm"	69
Downs' new "Click" Pass	73
Ten coins passing into tumbler	75
Downs' new "Fan" Pass	79
Downs' "Eureka" Pass	81
The "Turnover" with 40 coins	83
Three distinct methods of palming coins at the same time	87
To palm and make the pass with 40 coins	89
To produce same in a shower from the vest	91

INDEX.

CHAPTER III.

A SERIES OF ABSOLUTELY NEW AND ORIGINAL COIN  
VANISHES AND PASSES.

	PAGE
Methods for causing the disappearance of one coin ... ..	95
With the aid of a piece of hair ... ..	95
Vanishing coin from handkerchief ... ..	99
Coin vanish with the aid of the vest ... ..	101
Disappearance of a coin while lying on the table ... ..	103
Coin vanish with the aid of the outside of sleeve ... ..	104
Coin vanish with the aid of the trousers pocket ... ..	105
Novel pass with a coin ... ..	106
New back palm idea ... ..	107
The sleeve vanish ... ..	108
The sleeve vanish in conjunction with back palm ... ..	109
The coin and tumbler ... ..	110
Novel adaptation of the "rattle box" idea ... ..	111
A rapid pass with six coins ... ..	112
Disappearing pile of coins ... ..	113

CHAPTER IV.

MISCELLANEOUS COIN TRICKS, ILLUSIONS, AND  
COMBINATIONS.

The equilibrium of silver ... ..	115
To pass 20 coins from one hand to the other ... ..	117
Quadruple coin ... ..	120
Gold <i>versus</i> silver ... ..	121
The transmutation of metals ... ..	124
Vanishing coins from goblet ... ..	125
Multiplying coin (sleight-of-hand method) ... ..	129
New coin production from bare hands ... ..	130
The money-producing cigarette ... ..	133
The coin of Phœnix ... ..	135

## INDEX.

	PAGE
New money-producing card ... ..	137
The marvellous transit of coins ... ..	139
Novel appearing coin ... ..	142
The new crystal target ... ..	143
The flying coins ... ..	147
The "Downs" goblet of mystery ... ..	151
The mysterious claret glass ... ..	153
Magnetized coins ... ..	155
The demon goblet ... ..	157
The silver question ... ..	159
Handkerchief as money producer ... ..	162
New money-producing candle ... ..	163
The dematerialization of 30 coins ... ..	166
Coin passing through a table, &c. ... ..	168
The crystal coin ladder ... ..	169
The travelling coin ... ..	174
The sixteen to one silver trick ... ..	177
The fusible coins ... ..	180

## CHAPTER V.

### MECHANICAL DEVICES FOR PERFORMING "THE MISER'S DREAM."

Coin with wire loop ... ..	187
Coin with attachment for first finger ... ..	189
Single spider "fake" ... ..	191
Single spider "fake" (differently constructed) ... ..	193
The "Hilliar" coin spider fake ... ..	193
Coin holders ... ..	194
New coin dropper for hat ... ..	196
Coin caught on rim of the hat ... ..	200
Apparatus enabling performer to easily palm 50 coins ... ..	202
New vest coin dropper ... ..	204
New vest coin dropper (differently constructed) ... ..	205

INDEX.


CHAPTER VI.

ADDITIONAL COIN TRICKS.

	PAGE
The coin of Mercury ... ..	209
The coin cornucopia ... ..	213
The obedient coins ... ..	215
The coin and paper tube ... ..	217
An old trick improved ... ..	219
A good coin trick ... ..	221
To tell date on borrowed coin ... ..	222
Entirely new pass with 25 coins ... ..	223
The new glass coin jar ... ..	224
The winged coin ... ..	228
New coins and die ... ..	230

CHAPTER VII.

Koincluding observations ... ..	235
---------------------------------	-----



# Every Trick

---

. . . .

Described or mentioned in this Book can be thoroughly taught, and the necessary apparatus supplied by the . . . .

T, NELSON DOWNS MAGICAL CO.,

4, ST. ALBAN'S PLACE, REGENT STREET, S.W.



Send Six Stamps for Catalogue of absolutely

NEW SLEIGHTS, NOVEL IDEAS, APPARATUS,

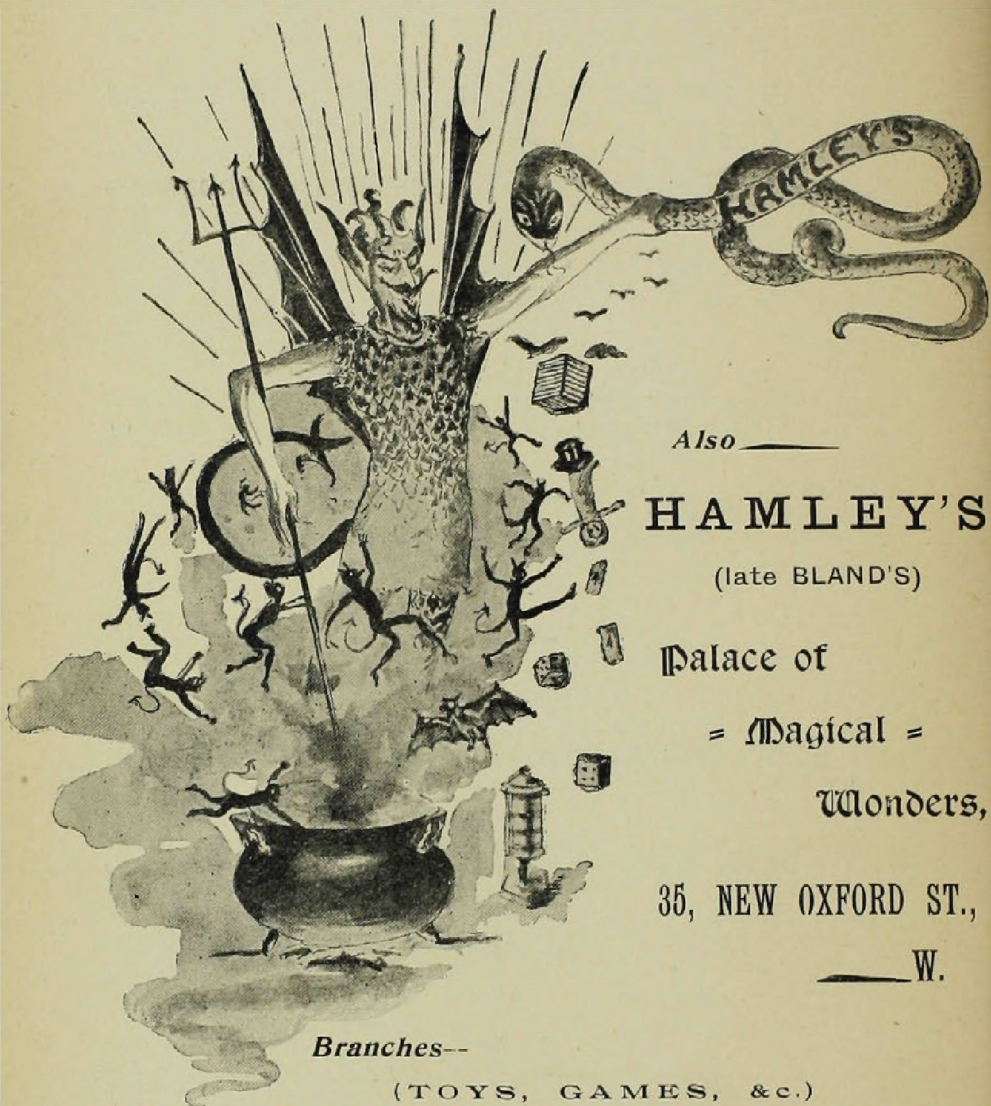
.. ILLUSIONS, &C. . .



All new.

None of the old ones.

HAMLET'S  
GRAND MAGICAL SALOONS,  
231, HIGH HOLBORN, W.C.



Also

**HAMLEY'S**

(late BLAND'S)

Palace of

= Magical =

Wonders,

35, NEW OXFORD ST.,

W.

*Branches--*

(TOYS, GAMES, &c.)

512, OXFORD STREET, LONDON, W.

64, REGENT STREET, LONDON, W.

HEAD WAREHOUSE: - 86 & 89, HIGH HOLBORN, LONDON.

- Hat Coils.** Six bright colours in each, cut and made by machinery, rolled very tight. Price 4½d. each. Post free 7½d. each. By the dozen (not less), 4/-. Post free 4/9.
- 7-inch Tambourine Coils.** White, 4½d. each. Post free, 7½d. each. By the dozen (not less), 4/-. Carriage to be paid on receipt.
- Flowers of Enchantment.** Best double flowers, silk leaves, shaded. Unequalled. Price 1/3 per dozen, or 10/- per 100. Post free, 1d. extra.
- Cheaper quality Paper Flowers.** Very effective, bright colours. Price 9d. per dozen, or 5/- per 100. Post free, 1d. extra.
- Bouquet Flowers.** Same as above, but made up in bunches. Price 1/8 per dozen, or 12/9 per 100. Post free, 1d. extra.
- Multiplying Flags.** Best quality, bright colours, very effective. 1st size, 9d. per gross. 2nd size, 7 in. by 5 in., 5d. per dozen. 3rd size, 14 in. by 10 in., 1/- per doz. 4th size, 19 in. by 15 in., 1/4 per dozen. 5th size, 29 in. by 20 in., 1/7 per dozen. Postage 3d. extra. Any size made to order.
- Flash Paper.** Per packet, 6d.; per sheet, 3d.; per quire, 4/6.

*All the accessories mentioned in this book can be obtained from us.*

**Any special Conjuring Trick made to order.**

- Hamley's World-famous Surprises for production from Hat.** Prices as under: Carrot, 1/-. Fish, 1/-; large size, 1/6. Crocodile, 1/6. Snakes, 23 inches long, 1/6; 33 inches long, 2/-; 45 inches long, 2/6; 54 inches long, 5/-. Postage 3d. each extra.
- Surprise Pack of Cards.** Price 2/3. Post free, 2/6.
- Surprise Cigarette Case.** Price 3/6. Post free, 3/9.
- Surprise Book.** "Gentleman in Khaki." Price 3/6. Post free, 3/10.

*Messrs. HAMLEY BROS. have bought the entire stock, goodwill and books, &c., of the late firm of "Hiam," 15, Nile Street, City Road, N., and they can supply every kind of tin, japanned, and flower work as was supplied by Hiam's.*

## PRICES OF

### HAMLEY'S BOOKS ON MAGIC.

- Modern Magic.** Price 4/6. Post free, 5/-.
- More Magic** Price 4/6. Post free, 5/-.
- Sharps and Flats.** Price 5/6. Post free, 6/-.
- Sleight of Hand.** Price 6/6. Post free, 7/-.
- Magician's Own Book.** Price 4/6. Post free, 5/-.
- The Secret Out, or 1,000 Tricks with Cards.** Price 4/6. Post free, 5/.
- Hanky Panky.** A book of Conjuring Tricks. Price 4/6. Post free, 5/-.
- Secrets of Stage Conjuring.** Price 3/6. Post free, 3/11.
- Tricks with Cards.** Price 2/6. Post free, 2/9.
- Latter-day Tricks.** Price 3/6. Post free, 3/9.
- Conjuring and Magic.** Price 3/6. Post free, 4/-.
- Cardsharpping Exposed.** Price 2/6. Post free, 2/10.
- Hoffmann's Card Tricks.**
- |   |                                 |  |
|---|---------------------------------|--|
| „ | Tricks with Dominoes, Dice, &c. | } Price 1/- each. Post free, 1/3 each. |
| „ | Miscellaneous Tricks.           |  |
| „ | Tricks with Coins, Watches, &c. |  |

- 
- Hercat's Card Tricks and Conjuring.** Price 1/-. Post free, 1/3.  
**Card Tricks and Puzzles.** Price 1/-. Post free, 1/3.  
**Bijou Series.** Card Tricks. }  
" Parlour Magic. } Price 6d. each Post free, 7d.  
" Ventriloquism. }
- Bunkum Entertainments, by Ganthony.** Price 2/6. Post free, 2/9.  
**Practical Ventriloquism, by Ganthony.** Price 2/6. Post free, 2/9.  
**The Practical Ventriloquist, by Lockyear.** Price 1/-. Post free, 1/1.  
**Fortune Telling.** Price 6d. Post free, 6½d.  
**Ventriloquism and Kindred Arts.** F. Russell. Price 2/6. Post free, 2/9.  
**Conjuring with Cards.** Price 1/-. Post free, 1/3.  
**Crystal Gazing and Clairvoyance.** Price 4/6. Post free, 4/9.  
**New Era Card Tricks.** Price 6/3. Post free, 6/7.  
**Magic, by A. A. Hopkins.** Post free, 12/6.  
**20th Century Magic.** Post free, 5/-.  
**Spirit Slate Writing.** Post free, 5/-.  
**Kunard's Card Tricks.** Price 2/6. Post free, 2/9.  
**Kunard's Modern Conjuring.** Price 2/6. Post free, 2/9.  
**Card Tricks with Apparatus.** Price 1/-. Post free, 1/3.  
**Card Tricks without Apparatus.** Price 1/-. Post free, 1/3.  
**Tricks in Magic.** Parts I., II., and III. Price 1/- each. Post free, 1/1 each.  
**Cardsharper.** Post free, 10d.  
**Hamley's Ivorine Eggs.** Price 1/5. Post free, 1/7.  
**Hamley's Ivorine Billiard Balls.** Price 2/9. Post free, 3/-.  
*Only the best made. Any size made to order.*  
**Coin Tricks** of every description a speciality, from 3½d. to 21/-.  
**Card Tricks** also a great feature.  
*Any special Card made.*  
**Hamley's Musical Novelties** of every kind.  
**Hamley's Special Palming Coins.** Price 3/6 per doz. Post free, 3/9.
- 

**Write for HAMLEY'S LIST OF JUGGLING APPARATUS.**

**Write for HAMLEY'S LIST OF VENTRILOQUIAL FIGURES.**

**Write for HAMLEY'S LIST OF PUNCH AND JUDY AND MARIONETTE FIGURES.**

**Write for HAMLEY'S LIST OF THEATRICAL WIGS, MASKS, MAKE-UP, &c., &c.**

**Write for LIST OF BOOKS ON CONJURING, VENTRILOQUISM, MESMERISM, NIGGER JOKES, PALMISTRY, &c.**

**Write for HAMLEY'S SUPPLEMENTARY CATALOGUE.**

**Write for HAMLEY'S LATEST LIST OF NOVELTIES, &c.**

**Write for HAMLEY'S LIST OF JUGGLING GOODS.**

---

*Grand Magical Saloons:*

**HAMLEYS, 231, HIGH HOLBORN, W.C.,**

ALSO

**BLAND'S GRAND MAGICAL PALACE,**

**35, NEW OXFORD STREET,**

**LONDON, W.C.**

# H A M L E Y ' S

(Late BLAND'S)

**PALACE OF MAGICAL WONDERS,  
35, NEW OXFORD STREET, W.C.**

ALSO

**HAMLEY'S GRAND MAGICAL SALOONS,  
231, HIGH HOLBORN, W.C.**

Messrs. HAMLEY BROS. are SOLE AGENTS in Europe for

"M A H A T M A,"

The Conjuror's Monthly Newspaper. Price 5½d., post free.  
*Circular on application.*

N.B.—All articles mentioned in this book can be obtained from Messrs. HAMLEY BROS. (late Bland's), 35, New Oxford Street, London.

*Messrs. HAMLEY will allow 10% discount off any other Conjuring Trick Dealers' Catalogue in England.*

**Conjuring Tricks from 3½d. to £100.**

**Cabinet of Amusing Jokes**, Latest Novelty, very Funny and Laughable, containing 13 surprises, price 10/10, post free.

**Cabinet of Fireworks**, for Drawing-room, 1/3, post free; also 2/9 post free.

**Cabinet of Chemical Experiments**, 1/3, 2/9, 6/3, 8/3, 11/6, 22/-, 44/-, post free.

**Nigger Set**, complete in a beautiful Cabinet, containing Nigger Front, Collar, Cuffs, Bones Tambourine, Burnt Cork, Rouge, Pencil for Lips, and Wig. 14/6; post free, 15/3.

**Punch and Judy Shows**, at 21/-, 30/-, 42/-, 63/-, and 6 Guineas.

**Marionette Stages**, from 6 Guineas.

**Punch and Judy Figures**, at 12/6, 18/6, 25/-, 42/-, 63/-, and 6 Guineas per set (carriage, on receipt).

**Marionette Figures**, 18/6, 21/6, 30/-, 42/- (carriage on receipt).

**Shadow Pantomimes**, Set of Figures, at 2/3, 2/6, 3/-, 3/9, 4/3, 5/3, and 6/9, post free. Books for above Shadow Pantomime Figures, 1/1½, post free.

## SPECIAL PALMING COINS.

For the Aerial Treasury, Palming and all Vanishing and Changing and Producing Coin Tricks, as being used by all the Great Professionals. Specially made by Messrs. Hamley Bros.

Price 3/6 per dozen. Post free, 3/9.

Write for **HAMLEY'S LIST OF JUGGLING APPARATUS.**

Write for **HAMLEY'S LIST OF VENTRILOQUIAL FIGURES.**

Write for **HAMLEY'S LIST OF PUNCH AND JUDY AND MARIONETTE FIGURES.**

Write for **HAMLEY'S LIST OF THEATRICAL WIGS, MASKS, MAKE-UP, &c., &c.**

Write for **LIST OF BOOKS ON CONJURING, VENTRILOQUISM, MESMERISM, NIGGER JOKES, PALMISTRY, &c.**

Write for **HAMLEY'S SUPPLEMENTARY CATALOGUE.**

Write for **HAMLEY'S LATEST LIST OF NOVELTIES, &c.**

Write for **HAMLEY'S LIST OF JUGGLING GOODS.**

*Any one of the above will be forwarded on receipt of One Penny Stamp.*

**Grand Illustrated Catalogue of Conjuring Tricks.**

700 Engravings, all the Latest Novelties. Price 6d., post free.

*All the above Novelties can be obtained at—*

**HAMLEY'S PALACE OF MAGICAL WONDERS,  
35, NEW OXFORD STREET, W.C.**

HAMLEY'S, 35, New Oxford Street, W.C.

A COMPLETE SET OF  
**“ SHADOWGRAPHY,”**

Containing every piece of apparatus named in the book. There are about 20 different pieces, and exactly the same as used by TREWEY.

Price only 3/3. Post free, 3/9. Book only 6½d., post free.

**HAMLEY'S SCREENS FOR SHADOWGRAPHY.**

Price 10/6, carriage paid on receipt.

Special Screens for Professional use made in Brass, Bamboo, &c. Any size.

**HAMLEY'S POWERFUL LANTERN FOR SHADOWGRAPHY.**

Price ... .. from 25/-



**THE TALKING HAND.** Causes roars of laughter. Very clever. Can be had in various figures, viz.:—Old Man, Old Woman, Nigger, Coster, Little Girl, and Little Boy. Price, with Dialogue, 2/9. post free.

**VENTRILOQUIAL HEADS,** at 5/4, 7/-, 11/-, 15/6 and 22/-, post free.

**VENTRILOQUIAL FIGURES,** 15/-, 21/-, 30/-, 52/-, 63/- and 103/- each, carriage on receipt of goods.

*A Large Assortment of Ventriloquial Books.*

Any Special Figure made to order.

Original Dialogues written from 5/- to 42/-



**TROUBLE WIT**

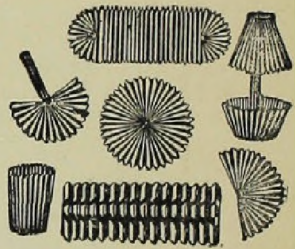
**LATEST NOVELTY.**

It will be the Leading Feature at every Entertainment the Coming Season. Very amusing and clever.

Performed at the Egyptian Hall.

Price 2/9 post free.

Large Trouble Wits, 1/9, 2/9, 6/10 and 8/10 post free.



**A Great Novelty!**

**CHAPEAUGRAPHY,**

Or, **TWENTY-FIVE HEADS UNDER ONE HAT.**

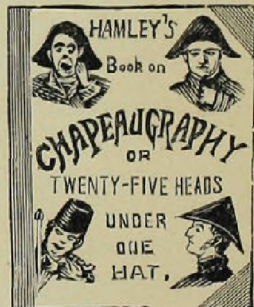
Just Published, with 50 Illustrations.

Price 1/3, post free.

A Complete Set of Apparatus, Book, &c., &c., for **Chapeaugraphy.** An immense success for Public Entertainments, Private Parties, Bazaars, Penny Readings, &c., &c.

Price 11/- complete, post free.

Chapeau ... .. 6/6 } Post, 3d. extra.  
 Prof. size ditto ... .. 10/6 }



**FLOWERS OF ENCHANTMENT.** Best double flowers, silk leaves, shaded. Unequalled. Price 1/3 per dozen, or 10/- per 100. Post free 1d. extra.

**CHEAPER QUALITY PAPER FLOWERS.** Very effective, bright colours. Price 9d. per dozen, or 5/- per 100. Post free 1d. extra. MARVELLOUS VALUE.

**MULTIPLYING FLAGS.** Best quality, bright colours, very effective. 1st size 9d. per gross. 2nd size, 7 in. by 5 in., 5d. per dozen. 3rd size, 14 in. by 10 in., 1/- per dozen. 4th size, 19 in. by 15 in., 1/4 per dozen. 5th size, 29 in. by 20 in., 1/7 per dozen. Postage 3d. extra. Any size made to order.

**HAT COILS.** Six bright colours in each, cut and made by machinery, rolled very tight. Price 4½d. each. Post free 7½d. each. By the dozen (not less), 4/- Post free 4/9.

**7-INCH TAMBOURINE COILS.** White, 4½d. each. Post free 7½d. each. By the dozen (not less), 4/- Carriage to be paid on receipt.

SUPERIOR LESSONS GIVEN IN

CONJURING, SLEIGHT-OF-HAND, and CARD TRICKS.

A LARGE ASSORTMENT OF

BOOKS ON CONJURING, VENTRILOQUISM, &c., &c.

THEATRICAL MAKE-UP BOXES at 12/6 and 21/- each.

**NIGGER WIGS,** post free 1/6. Special Wigs made to order.

**MOUSTACHES,** post free 7d. and 1/1.

**BEARDS,** a Large Assortment from 1/3, post free.

**FALSE NOSES,** post free 8d.

**MASKS,** post free 1/3.

**DOMINO MASKS,** post free 1/3.

**GROTESQUE MASKS,** post free 1/-, 1/3, and 1/9.

**COMIC NOSES WITH SPECTACLES AND MOUSTACHE,** post free 1/-.

**GREASE PAINTS,** post free 8d. per Tube.

**NIGGER BLACK,** post free 8d. per Tube.

**THEATRICAL MAKE-UP POWDERS,** post free 8d. per box.


**NIGGER COLLARS,** post free 1/9 each.

**BOXES OF CONJURING TRICKS,** 1/3, 2/9, 6/-, 11/3, 16/-, 22/6, post free.

**CABINETS OF CARD TRICKS,** 2/9, 6/-, 11/3, 22/-, 43/6, post free.

**BOXES OF PUZZLES,** 2/9, 6/-, 11/3, 22/6, 64/6, post free.

**CABINET OF COIN TRICKS,** containing eight tricks, 6/9 post free.



T H E  
**T. Nelson Downs Magical Co.,**

4, ST. ALBAN'S PLACE, REGENT STREET,

LONDON, S.W.

---

Inventors, Manufacturers, and Teachers of  
absolutely original and unique

SLEIGHT-OF-HAND PROBLEMS, TRICKS,  
ILLUSIONS, &c.


---

We possess a decided advantage over any other house  
in the trade as regards tuition in the Art of Magic,  
inasmuch as our College of Conjuring is controlled by

**Mr. T. NELSON DOWNS,**

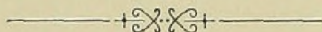
*The Original "King of Koin's."*

The benefit to be derived from a lesson from a Conjuror  
with an international reputation is obvious.



**TERMS ON APPLICATION.**

**G. ORNUM & Co.,**  
**Manufacturers, Dealers, and Importers**  
OF  
High-class Conjuring Apparatus and  
Shadowgraphy Appliances.



CUSTOMERS PROPERLY INSTRUCTED IN USE OF APPARATUS, &c.,

BY A HIGH-CLASS PROFESSIONAL CONJUROR.

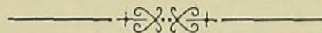
---

*English Representatives of*

**A. ROTERBERG of CHICAGO, U.S.A.,**

---

Large illustrated catalogue (over 200 illustrations  
post free 3d. stamps. "Surprise" catalogue (Laughable  
Jokes, Puzzles, &c.), post free 1d.



*A call solicited. If this is not convenient, write to—*

**G. ORNUM & Co.,**  
**4. DUKE STREET, CHARING CROSS,**  
**LONDON, W.C.**

*Telegraphic Address: "Infatuated, London".* ."

To Magicians, = =  
Shadowists,  
= = and Jugglers.

---

---

THE  
**T. Nelson Downs Magical Co.,**  
4, ST. ALBAN'S PLACE, REGENT STREET,  
**S.W.,**

Are in a position to furnish attractive  
designs for

LETTERHEADS . . .

CIRCULARS.....

PROGRAMMES, &c. .

also the very finest half-tone and photo  
blocks obtainable.

---

---

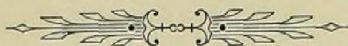
**Wanted.**—The Address of every Conjuror,  
Magician, Illusionist, Shadowist, and Drawing-  
room Entertainer.

# “Mahatma,”

*The Old-established and acknowledged Journal*

FOR

MAGICIANS, JUGGLERS, SHADOWISTS,  
SPIRITUALISTS, MESMERISTS, &c.

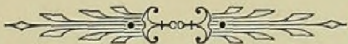


*Every Artiste should subscribe as new Sleights  
and ideas are constantly being explained.*

---

PUBLISHED 1st OF EACH MONTH.

Price single copy, 10 cents. Per Year, \$1.00.



WALTER G. PETERKIN,

*Editor and  
Proprietor,*

236, WILLIAMS AVENUE,

BROOKLYN, GREATER NEW YORK, U.S.A.

**MARTINKA & Co.,**

Manufacturers and Importers of Fine  
Magical Apparatus.

493, SIXTH AVENUE, NEW YORK.

---

MAGICIANS' HEADQUARTERS.

---

All the very latest inventions in Magic. Send for our  
grand illustrated book catalogue, enclosing 20 cents.

---

---

**MAGICIANS'**  
NEW SUPPLEMENT CATALOGUE.  
**JUST OUT.**

---

---

All new tricks, 5c. Large 64 page Pictorial Catalogue,  
containing pictures of Magicians, 15c. Both for 20c.

*Mammoth Stock Sheet of Bargains just out. Sent for stamp.*

---

---

W. D. LEROY,  
103, COURT STREET, BOSTON, MASS.

We acknowledge no rival in the world  
in the tuition of . .

Artistic Sleights with Coins,  
Cards and Billiard Balls.

\* \* \* \* \*


Our system of teaching is entirely different to  
any other, having been originated by

**MR. T. NELSON DOWNS,**

*"KING OF KOI NS" ,*

after 16 years' experience as a PROFESSIONAL  
Conjurer.

\* \* \* \* \*

For Terms, please address 

**The T. Nelson Downs Magical Co.,**

4, ST. ALBAN'S PLACE, REGENT STREET,

**S.W.**

Catalogue, post free, 6d. 6d.

ESTABLISHED 1851 BY N. E. CHASE.

Wholesale and Retail. Inventor, Designer, and Manufacturer.

---

C. MILTON CHASE,

Office, 85, Cambridge St., Boston, Mass., U.S.A.

---

MAGICAL & JUGGLING APPARATUS.

---

LARGEST HOUSE IN THE UNITED STATES.

*Send stamp for next issue of List.*

Nothing but the finest apparatus made at this manufactory  
and at prices that defy competition.

---

---

A. ROTERBERG,

DEALER IN

**Reliable Magical Apparatus,**

145, ILLINOIS STREET, CHICAGO, ILL.

---

LATEST CATALOGUE OF OVER 400 NEW AND  
STANDARD TRICKS, 10 CENTS.

---

LIST OF HUNDREDS OF DECIDED BARGAINS IN FINE USED  
APPARATUS FREE,

PLAYING CARDS.

KNOWN THE WORLD OVER.

# The Great Elliott.

---

*The Challenge Champion*

*Card Manipulator of the World.*

---

PRESS NOTICES FROM ALL OVER THE WORLD.

Elliott is a natural born artist in his line.

—\*\*\*—

## ELLIOTT

Does 136 double-hand passes in 60 seconds.  
Is the inventor of the back-hand palm.  
Conceals 36 chosen cards and shows back  
and front of each hand at any time, and  
produces one card at a time from space.

—\*\*\*—

**Testimonials from these great artists:**

Harry Kellar. Hermann. Imro Fox. Servais Le Roy. Powell  
T. Nelson Downs. Robinson. David De Vant. Hartz. Karl  
Nurtz. Zanzig. Horace Goldin. Harry Houdini. &c., &c.

---

*Send 10 cents in stamps for large illustrated professional sheet  
No. 26, giving Elliott's latest card effect and prices.*

All branches of high-class magic taught in person or by mail.  
Specialty cards, coins, billiard balls, handkerchiefs, cups and balls  
Chinese Rings, &c.

---

*For full particulars address—*

**Prof. J. A. RICHARDSON,**  
**32, CONCORD SQUARE, BOSTON, MASS.**

---

NEW TRICKS, NEW ILLUSIONS,  
NEW CAT-A-LOG,

COMBINED WITH

“Recollections of . .  
. . Robert Houdin.”

---

*Price 25c. which amount will be credited on First Order,*

---

CHAS. L. BURLINGAME & Co.,

Box 851 Chicago.

---

---

BAILEY & TRIPP,

*Manufacturers of*

HIGH-GLASS MAGICAL APPARATUS.

---

*Send stamp for new list just out,*

---

BAILEY & TRIPP,

22, INMAN ST., CAMBRIDGEPORT, MASS.

*The following are a few absolutely unique and astounding Sleights invented by Mr. T. NELSON DOWNS, "King of Körns," and secrets of which can only be obtained, post free, for the prices named from—*

## **The T. Nelson Downs Magical Co.,**

4, ST. ALBAN'S PLACE, REGENT ST., S.W.

---

(1)

### The "King's Own" Billiard Ball Trick.

—This is without doubt the greatest billiard ball production in existence. Performer's arms bared to the elbows, hands shown empty back and front, a solid billiard ball suddenly appears between finger and thumb. This is placed on a plate, hands shown empty, and another one appears. This can be repeated until 15 to 20 absolutely solid balls are produced. No half shells, loops, or fakes of any kind, and quite easy with a little practice. Absolutely the most bewildering experiment that could ever be devised by the brain of man.

**Price**    ...    ...    ...    **10/-**

*N.B.—The above Sleight is absolutely unknown, and will completely stagger Magicians.*

---

4, St. Alban's Place, Regent Street, S.W.

## Marvellous Production of a Full Pack

of Cards.—Sleeves up to elbows, hands shown back and front, fingers and thumb wide apart, yet performer catches from space, one at a time, or altogether, 52 playing cards, without hands once approaching body. Something good, and hitherto unknown.



Price ..... 7/6

---

## New Idea for Loading hat.—Performer

borrowes a bat, places same on table, *mouth upwards*, for a second, turns up sleeves, takes up hat without slightest suspicious move, and immediately produces the well-known articles associated with Hat Trick. This is one of the most beautiful effects imaginable, impossible to detect, and yet requires no practice. No trick table necessary.

Price ..... 7/6

*The T, N. D, M, Co. absolutely guarantee that none of these effects have ever yet been offered for sale.*

---

(4)

A Selected Card discovered at any

given number in Pack.—This is an entirely novel and original method, and quite easy.

Price ..... 5/-

---

(5)

The Great Handcuff Trick.—The latest

and greatest sensation. Performer can be securely handcuffed and shackled with irons he has never seen before, yet frees himself in 30 seconds with ease. This is the greatest act now before the public. Guaranteed complete. Only to be obtained from us.

Price ..... £15

---

(6)

We are selling special packs of 32 cards manufactured especially for the Back Palm. Same as used by Ur. Downs.

Price per pack, 2/6 post free.

---

## New Method of Loading Flowers into

**Cone.**—Sleeves up, hands, back and front, with fingers wide apart, shown empty, paper examined and held by performer at extreme edge and made into bag, same being instantaneously and undetectably filled with flowers. With this beautifully deceptive method 1,000 flowers can be introduced in one load, and yet made to expand slowly. No wire or rubber clips required; in fact, only the instructions.



Price ... .. 10/-

Including 100 best flowers, 15/6

---

Every Sleight and idea herein listed is specially recommended and guaranteed practical, having emanated from the brain of a Conjuror of Mr. DOWNS' reputation and known ability.

*Any special idea or Sleight worked up into a brilliant illusion on moderate terms.*

---

4, St. Alban's Place, Regent Street, S.W.

*The Manager of the T. N. D. M. Co. (Mr. William J. Hilliar), being the only performer in the world acquainted with all of Mr. DOWNS' correct methods with Coins, Cards, and Billiard Balls, is in the unique position of being able to teach same in a thorough and comprehensive manner.*

---

---

### The "Downs" New Color Change.—

Entirely different and better than all others. Quite easy, but impossible to find out.

Price ..... 2/6

---

### New Vanishing Coins from Glass. —

Ten borrowed coins are visibly dropped into a borrowed wine-glass, which is shaken to prove they are really there. Glass is now placed on table, and coins have disappeared. Absolutely the best and most astounding deception ever conceived. No apparatus.

Secret ..... 5/-

*The above is specially recommended as being a brilliant Sleight, but quite easy of execution.*

---

(10)

### The "Downs" Billiard Ball Vanish.—

A billiard ball, shown to be solid, vanishes from the hand without the aid of thread, wire, hair, elastic, &c. Arms are bare, and the hands never once approach body, chair, or table, but are extended during the whole performance of the feat.

Price ..... 5/-

*N.B.—Try this one, you will be pleased.*

---

(11)

### The Spiritualistic Cigarette Paper.—

An examined cigarette paper is rolled into a little pellet and placed on a lady's hand. Audience now asked to mention any name or number, whereupon paper is unrolled by audience, and the name or number just called out is found to be plainly written thereon. No confederates. A great anti-spiritualistic trick. Can be done with five minutes' practice. Absolutely defies detection.



Secret and apparatus complete, 5/-

---

(12)

**New Coin Substitution.**—A borrowed coin is taken between tips of fingers and thumb and handed to next spectator, but same has changed. Quite new.

Price ..... 2/6

---

(13)

**The Miraculous Book, Cone and Orange.**

—The prettiest combination extant. A book and a piece of paper are given for examination. The paper is rolled into a cone and placed on the table. An orange is now examined and placed in full view on table. The book is now stood in front of the orange. Performer shows both hands empty, and steps away from the table. A pistol is fired, when instantly orange vanishes and passes into cone. Book is removed by spectator, who also opens cone and therein finds orange. Book, cone, and orange are passed for examination. Quite new, beautiful idea.



Secret only ..... 10/-

---

### Selected Card Caught on Handkerchief.

—A selected card is shuffled into pack, pack thrown in air, performer waves a borrowed handkerchief amongst cards, when selected one flies to corner of same and sticks there. No duplicate card or forcing required. Swell effect.

Price ... .. 2/6

---

### The Inexhaustible Fairy Tumbler.—

Performer holds a borrowed tray in his extended left hand. Taking a handkerchief in his right hand he passes it for a moment in front of the tray. When removed a tumbler is found to have appeared on it. Tumbler and tray are given for examination, and when returned are held in left hand again. Lemons, oranges, &c., now appear in the glass, one at a time, by passing handkerchief in front of it. The method employed in this beautiful feat is useful in many ways, and will certainly prove a winner.

Price ..... 10/-

---

(16)

## Cleopatra's Handkerchief and Flora's

**Favourite.**—A borrowed handkerchief changes into a quantity of coloured ribbons, which are placed in a pistol together with a chosen card. Pistol is now fired at a borrowed hat, when instantly the borrowed handkerchief, decorated with a number of flowers, and chosen card in centre of it, appears spread out above the hat.



Great addition to any act, and specially recommended.

Price ..... 7/6

---

(17)

## Entirely New Servante Idea.

—This is a great invention, and is totally unlike anything at present known. It enables the performer to produce a number of large articles without approaching chair, table, &c. You think you know it, but you don't. It's not the old " vest " servante.

Price ..... 7/6

---

(18)

**Ink, Water, and Eggs.**—Performer shows a decanter containing ink and one containing water. Four eggs are now placed in a cone, from which they vanish, and appear in decanter that contained ink, but which has now changed to water.

Secret ..... 2/6

Complete, price £1.

---

(19)

**The Deluge** .—A solid wooden ball is examined. Upon its return performer squeezes it, when instantly it is transformed into a large quantity of water, which pours from his hands. Absolutely unique effect.

Price ..... 5/-

---

### **Vanishing Handkerchief from Bare**

**Hands.**—With sleeves up, no hairs, hooks, boxes, or fakes of any description, performer instantaneously vanishes a silk handkerchief. Fingers wide apart. This is something good. Unknown.

**Price** ... .. 5/-

---

**The Bewitched Hat.** — Performer places borrowed hat on a chair, when instantly it commences to dance. The wand is passed in front, behind, above and below; in fact, all round to prove that no threads, wires, hairs, &c., are used. Now offered for the first time.

Price ... ..... 5/-

---

**Entirely New Method of showing Back and Front of Hand Empty in "The Miser's Dream."**—Performer has coat sleeves turned up to elbows, hands with fingers and thumbs shown wide apart, yet an ordinary coin instantly appears in palm. This can just as easily be vanished and reproduced, and simply defies detection. **It is not a faked coin in any way.** Can be done after five minutes' practice, and is really beautiful.



Price ... .. 10/-

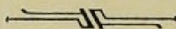
---

The "Downs" Vanishing Glass of

**Water.**—Unlike anything ever seen. A glass of water is shown and thrown in the air, when it suddenly vanishes. No cover of any kind used. A beauty.

Price ..... 10/-

NOVELTIES FOR MAGICIANS.



	s.	d.
<b>Devant's Flying Jar of Water Trick—</b>		
Complete, with all apparatus ... ..	7	6
<b>New Single-handed Billiard Ball Trick—</b>		
Ivorie... ..	14	0
Wood ... ..	6	6
<b>Pennies, Silver-plated—</b>		
Per dozen ... ..	2	0
<b>Specially Imported American Playing Cards—</b>		
Beautifully artistic designs. First class for drawing-room work. Per pack ... ..	3	0
<b>A Magnificent "Coin Ladder"—</b>		
Same model as originally used by T. NELSON DOWNS, "King of Coins."		
<i>Price on receipt of Professional Card.</i>		

**NOVELTIES FOR MAGICIANS**—*continued.*

	s.	d.
<b>Best Silk Handkerchiefs—</b>		
Any colour ... .. each	1	0
<b>Large Finest Quality Silk Flags—</b>		
5 ft. × 3 ft. ... ..	12	6

*Best to be obtained, and our price defies competition.*

---

Send six stamps for list of absolutely new principles  
in Magic originated by Mr. DOWNS.



